



**INVESTMENT PROFILE**

Fund Manager	anb capital
Base Currency	Saudi Riyal
Inception Date	25 October 2005
Inception Price	10.0000
Unit Price at 29/03/2023	16.4264
Time Horizon / Risk	Long Term / High Risk
Benchmark	anb Saudi Pure Companies
Min Subscription	SAR 7,500
Min Additional Subscription	SAR 2,000
Min Redemption	SAR 2,000
Valuation Day	Sunday and Wednesday
Cut-off Time	13:00PM (Riyadh time), one business day preceding valuation day
Payment Date	Up to 4 business days from next valuation day
Management Fee	1.75% of NAV annually
Subscription Fee	A one-time fee of up to 2.00%
Early Redm. Fee	0.25% if units are redeemed within 30 days of purchase

**FURTHER INFORMATION**

Head Office	(011) 406 2500
Telephone No.:	8001240055
Sales:	8001240055
Website:	<a href="http://www.anbcapital.com.sa">www.anbcapital.com.sa</a>

**FUND CODE**

Institution	Code
Reuters	<a href="#">LP65037771</a>
Zawya	<a href="#">ANBPURE.MF</a>
Morningstar	<a href="#">F00000JPZ5</a>
Bloomberg	<a href="#">AINAQAA:AB</a>

**DISCLAIMER**

Past performance figures are not indicative of future performance. Potential investors should be aware that the price of units are subject to change & are not guaranteed.

Please refer to the Terms & Conditions for further fund information.

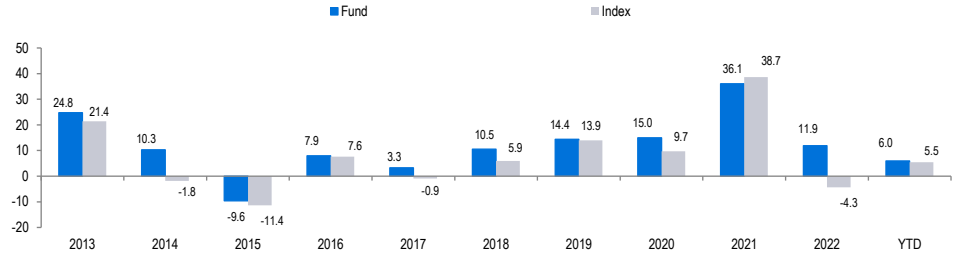
**INVESTMENT OBJECTIVE & STRATEGY**

The investment objective of the fund is long-term growth of capital through investments in a broadly diversified portfolio of pure Shariah compliant Saudi Arabian equity securities including Murabaha transactions.

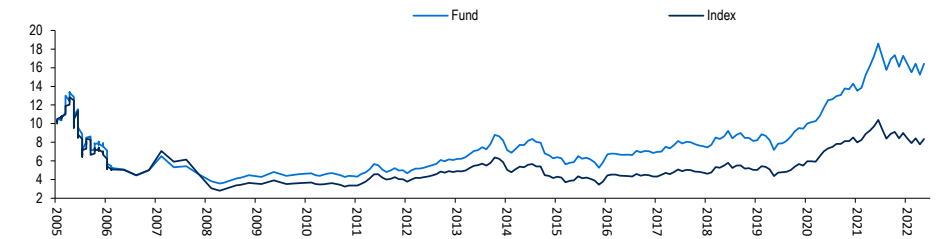
**CUMULATIVE PERFORMANCE**

	1Q23	2Q23	3Q23	4Q23	1 Year	3 Years	5 Years	Since Incep.
Fund	5.98				-4.74	129.04	113.27	64.26
Index	5.48				-14.10	90.58	73.19	-16.53


**HISTORICAL PERFORMANCE**



**PERFORMANCE SINCE INCEPTION**



**TOP FIVE HOLDINGS (%)**



**SECTOR WEIGHTING (%)**

Banks	39.55%
Telecommunication Services	18.28%
Materials	15.20%
Health Care Equipment & Services	7.90%
Capital Goods	5.01%
Food & Staples Retailing	2.62%
Retailing	2.44%
Energy	0.61%

**Risk Ratio**

	1 year	3 years	5 years
Standard Deviation	24.48	18.28	18.71
Sharp Ratio	-0.37	2.24	1.09
Information Ratio	3.38	2.37	1.72