



Growth Equity Fund
Open-ended Shariah-compliant Fund Investing in Saudi Equities

INVESTMENT PROFILE

Fund Manager	anb Capital
Base Currency	Saudi Riyal
Inception Date	01 May 1993
Inception Price	10.0000
Unit Price at 28/12/2022	179.0967
Time Horizon / Risk	Long Term / High Risk
Benchmark	S&P Saudi Shariah Domestic
Min Subscription	SAR 7,500
Min Additional Subscription	SAR 2,000
Min Redemption	SAR 2,000
Valuation Day	Sunday and Wednesday
Cut-off Time	13:00PM (Riyadh time), one business day preceding valuation day
Payment Date	Up to 4 business days from next valuation day
Management Fee	1.75% of NAV annually
Subscription Fee	A one-time fee of up to 2.00%
Early Redm. Fee	0.25% if units are redeemed within 30 days of purchase

FURTHER INFORMATION

Head Office	(011) 406 2500
Telephone No.:	8001240055
Sales:	8001240055
Website:	www.anbcapital.com.sa

FUND CODE

Institution	Code
Reuters	LP65037770
Zawya	ANBCOMP.MF
Morningstar	FQ0000LXP.2
Bloomberg	AISACOA:AB

DISCLAIMER

Past performance figures are not indicative of future performance. Potential investors should be aware that the price of units are subject to change & are not guaranteed.

Please refer to the Terms & Conditions for further fund information.

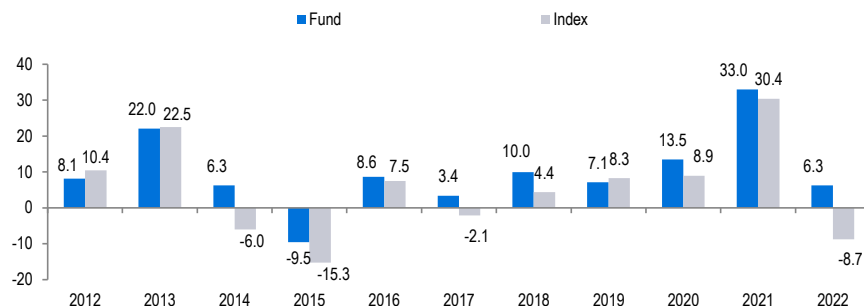
INVESTMENT OBJECTIVE & STRATEGY

The investment objective of the fund is to invest in a broadly diversified portfolio of Saudi Arabian equities that are Shariah-compliant, and to invest in Murabaha and trading deals and funds.

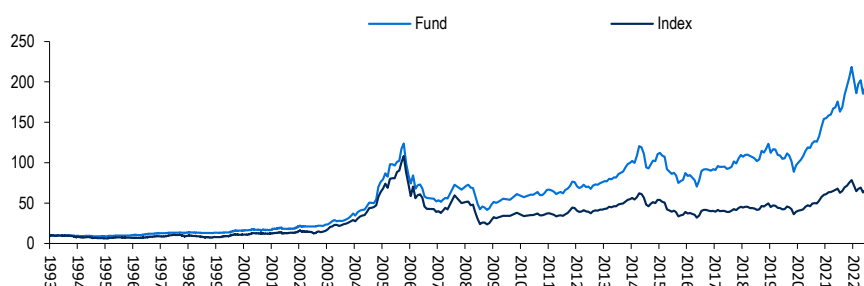
CUMULATIVE PERFORMANCE (%)

	1Q22	2Q22	3Q22	4Q22	1 Year	3 Years	5 Years	Since Incep.
Fund	22.01	-9.51	-0.40	-3.37	6.26	60.35	88.88	1690.97
Index	15.50	-13.77	-2.73	-5.79	-8.73	29.68	46.60	494.25

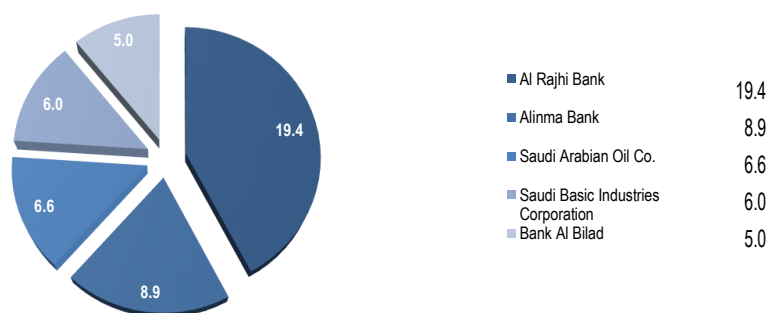
HISTORICAL PERFORMANCE



PERFORMANCE SINCE INCEPTION



TOP FIVE HOLDINGS (%)



SECTOR WEIGHTING (%)

Banks	36.16
Materials	15.70
Energy	8.62
Software & Services	7.26
Utilities	4.67
Media & Entertainment	4.41
Telecommunication Serv	4.06
Insurance	3.66
Health Care Equipment &	2.87
Information Technology	2.44
Capital Goods	1.82

Risk Ratio

	1 year	3 years	5 years
Standard Deviation	22.72	19.30	17.82
Sharp Ratio	0.14	0.95	0.88
Information Ratio	4.14	2.24	2.06