



Growth Equity Fund  
Open Ended Fund Investing in Saudi Equities

INVESTMENT PROFILE

Fund Manager	anb capital
Base Currency	Saudi Riyal
Inception Date	01 April 1992
Inception Price	10.00
Unit Price at 28/12/2022	168.91
Time Horizon / Risk	Long Term / High Risk
Benchmark	TASI
Min Subscription	SAR 7,500
Min Additional Subscription	SAR 2,000
Min Redemption	SAR 2,000
Valuation Day	Sunday and Wednesday
Cut-off Time	13:00PM (Riyadh time), one business day preceding valuation day
Payment Date	up to 4 business days from next
Management Fee	1.75% of NAV annually
Subscription Fee	A one-time fee of up to 2.00%
Early Redm. Fee	0.25% if units are redeemed within 30 days of purchase

FURTHER INFORMATION

Head Office	(011) 406 2500
Telephone No.:	8001240055
Sales:	8001240055
Website:	<a href="http://www.anbcapital.com.sa">www.anbcapital.com.sa</a>

FUND CODE

Institution	Code
Reuters	<a href="#">LP65037769</a>
Zawya	<a href="#">ANBKSAF.MF</a>
Morningstar	<a href="#">FO00002E9P</a>
Bloomberg	<a href="#">ASAUDIA:AB</a>

DISCLAIMER

Past performance figures are not indicative of future performance. Potential investors should be aware that the price of units are subject to change & are not guaranteed.

Please refer to the Terms & Conditions for further fund information.

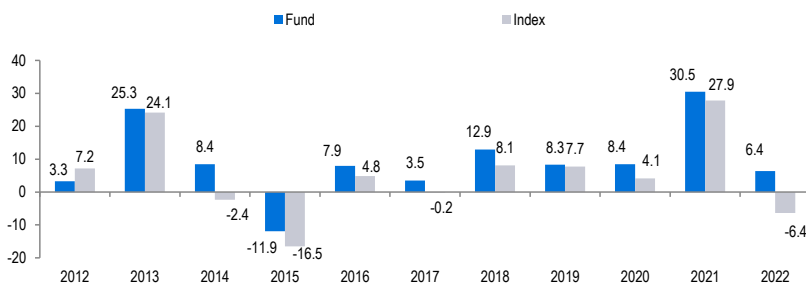
INVESTMENT OBJECTIVE & STRATEGY

The investment objective of the fund is to invest in a broadly diversified portfolio of Saudi Arabian equities including Money Market & Murabaha funds.

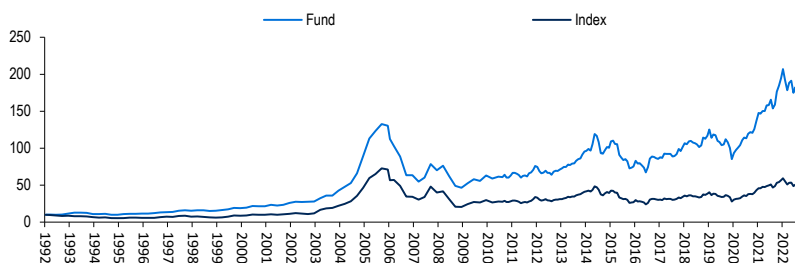
CUMULATIVE PERFORMANCE

	1Q22	2Q22	3Q22	4Q22	1 Year	3 Years	5 Years	Since Incep.
Fund	22.62	-8.39	-1.94	-3.44	6.35	50.48	84.01	1589.12
Index	16.41	-10.06	-4.75	-6.13	-6.38	24.65	45.10	356.10

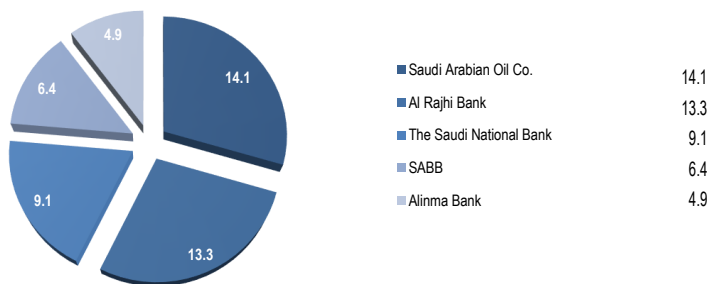
HISTORICAL PERFORMANCE



PERFORMANCE SINCE INCEPTION



TOP FIVE HOLDINGS (%)



SECTOR WEIGHTING (%)

Banks	39.7
Energy	15.7
Materials	8.0
Software & Services	7.2
Media & Entertainment	6.4
Utilities	4.7
Insurance	3.7
Telecommunication Services	3.1
Information Technology Service	2.4
Health Care&Services	1.9
Electrical Products	1.7

Risk Ratio

	1 year	3 years	5 years
Standard Deviation	22.48	20.31	18.72
Sharp Ratio	0.14	0.74	0.78
Information Ratio	3.92	1.86	1.96