

## INVESTMENT PROFILE

Fund Manager	anb capital
Base Currency	Saudi Riyal
Inception Date	08 May 2016
Inception Price	10.00
Unit Price at 29/12/2022	13.255
Time Horizon / Risk	Long Term / High Risk
Benchmark	anb Saudi Shariah IPO Index (S&P)
Min Subscription	SAR 7,500
Min Additional Subscription	SAR 2,000
Min Redemption	SAR 2,000
Valuation Day	Daily
Cut-off Time	13:00PM (Riyadh time), one business day preceding
Payment Date	Up to 4 business days from next valuation day
Management Fee	1.50% of NAV annually
Subscription Fee	A one-time fee of up to 2.00%
Early Redm. Fee	0.25% if units are redeemed within 30 days of purchase

## FURTHER INFORMATION

Head Office	(011) 406 2500
Telephone No.:	8001240055
Sales:	8001240055
Website:	<a href="http://www.anbcapital.com.sa">www.anbcapital.com.sa</a>

## FUND CODE

Institution	Code
Bloomberg	<a href="#">MUBIPOF</a>

## DISCLAIMER

Past performance figures are not indicative of future performance. Potential investors should be aware that the price of units are subject to change & are not guaranteed.

Please refer to the Terms & Conditions for further fund information.

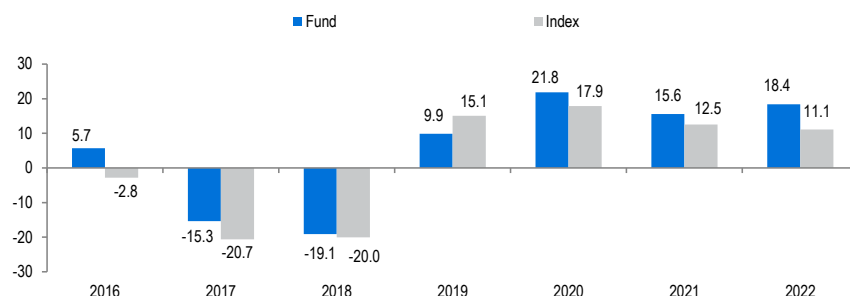
## INVESTMENT OBJECTIVE &amp; STRATEGY

Investment objective of the fund is long-term capital growth through investments in Shariah compliant IPOs/ right issues in Saudi Stock Market. In addition, fund can invest in newly listed companies with a max. of 5 years listing age, funds which have same investment objectives and shariah compliant money market instruments.

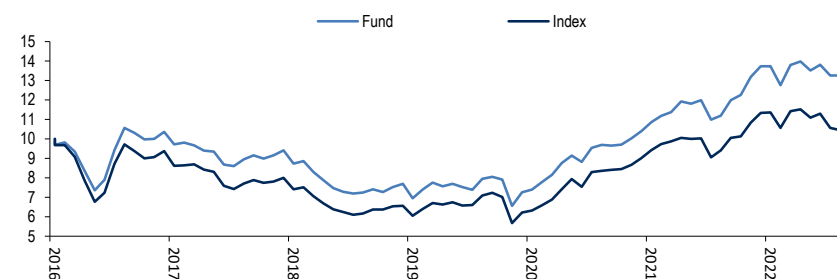
## CUMULATIVE PERFORMANCE

	1Q22	2Q22	3Q22	4Q22	1 Year	3 Years	5 Years	Since Incep.
Fund	17.79	-3.21	5.94	-1.98	18.39	66.71	48.19	32.55
Index	15.14	-2.53	5.05	-5.76	11.10	47.39	35.59	4.54

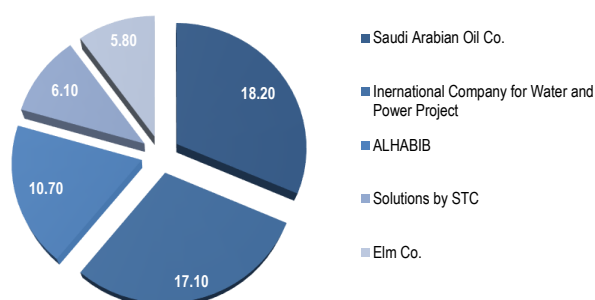
## HISTORICAL PERFORMANCE



## PERFORMANCE SINCE INCEPTION



## TOP FIVE HOLDINGS (%)



## SECTOR WEIGHTING (%)

Sector	Weighting (%)
Utilities	20.4
Energy	18.2
Software & Services	11.9
Health Care Equipment & Consumer Services	10.7
Media & Entertainment	5.4
Information Technology S	4.5
Food & Staples Retailing	3.2
Transportation	3.1
Food Beverage & Tobacco	2.7
Insurance	2.4
	2.1

## Risk Ratio

	1 year	3 years	5 years
Standard Deviation	15.80	18.22	17.07
Sharp Ratio	0.96	1.09	0.43
Information Ratio	1.97	1.52	0.59