



Growth Equity Fund

Open-ended Shariah-compliant Fund Investing in Saudi Equities

INVESTMENT PROFILE

Fund Manager	ANB Capital
Base Currency	Saudi Riyal
Inception Date	01 May 1993
Inception Price	10.00
Unit Price at 28/09/2022	185.34
Time Horizon / Risk	Long Term / High Risk
Benchmark	S&P Saudi Shariah Domestic
Min Subscription	SAR 7,500
Min Additional Subscription	SAR 2,000
Min Redemption	SAR 2,000
Valuation Day	Sunday and Wednesday
Cut-off Time	13:00PM (Riyadh time), one business
Payment Date	Up to 4 business days from next valuation day
Management Fee	1.75% of NAV annually
Subscription Fee	A one-time fee of up to 2.00%
Early Redm. Fee	0.25% if units are redeemed within

FURTHER INFORMATION

Head Office	(011) 406 2500
Telephone No.:	8001240055
Sales:	8001240055
Website:	<a href="http://www.ANBCapital.com.sa">www.ANBCapital.com.sa</a>

FUND CODE

Institution	Code
Reuters	<a href="#">LP65037770</a>
Zawya	<a href="#">ANBCOMP.MF</a>
Morningstar	<a href="#">FO0000LXP.2</a>
Bloomberg	<a href="#">AISACOA:AB</a>

DISCLAIMER

Past performance figures are not indicative of future performance. Potential investors should be aware that the price of units are subject to change & are not guaranteed.

Please refer to the Terms & Conditions for further fund information.

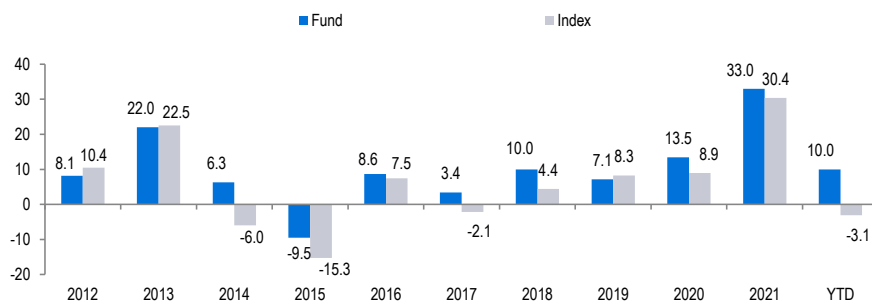
INVESTMENT OBJECTIVE & STRATEGY

The investment objective of the fund is to invest in a broadly diversified portfolio of Saudi Arabian equities that are Shariah-compliant, and to invest in Murabaha and trading deals and funds.

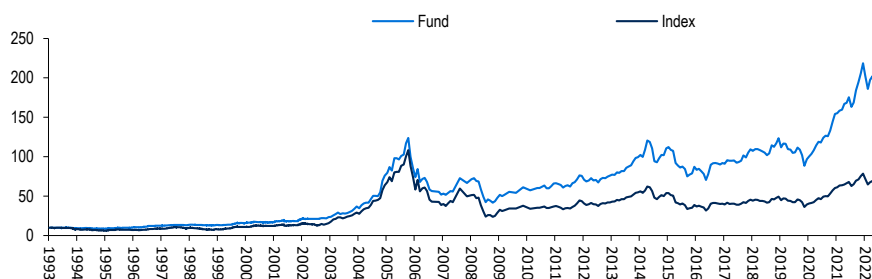
CUMULATIVE PERFORMANCE (%)

	1Q22	2Q22	3Q22	4Q22	1 Year	3 Years	5 Years	Since Incep.
Fund	22.01	-9.51	-0.40	-	10.03	69.91	94.43	1753.39
Index	15.50	-13.77	-2.73	-	-4.97	43.58	55.95	530.79

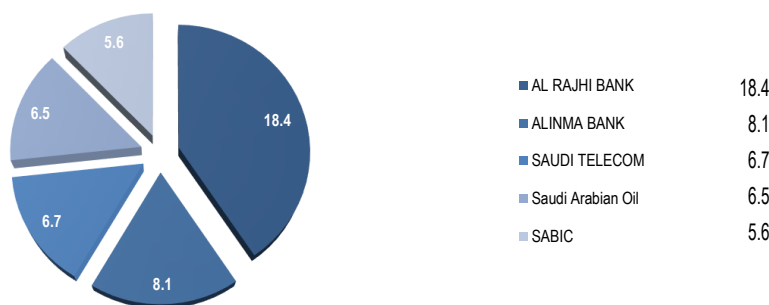
HISTORICAL PERFORMANCE



PERFORMANCE SINCE INCEPTION



TOP FIVE HOLDINGS (%)



SECTOR WEIGHTING (%)

Banks	34.6
Materials	20.0
Telecom Services	6.7
Energy	6.5
Insurance	5.0
Health Care Equipment & Services	4.5
Media & Entertainment	4.4
Software & Services	4.4
Utilities	3.1
Food & Staples	3.1
Capital Goods	2.2
Others	4.2

Risk Ratio

	1 year	3 years	5 years
Standard Deviation	23.08	19.07	17.53
Sharp Ratio	0.35	1.14	0.97
Information Ratio	4.00	1.85	1.83