

## INVESTMENT PROFILE

Fund Manager	ANB Capital
Base Currency	Saudi Riyal
Inception Date	08 May 2016
Inception Price	10.00
Unit Price at 29/09/2022	13.522
Time Horizon / Risk	Long Term / High Risk
Benchmark	ANB Saudi Shariah IPO Index (S&P)
Min Subscription	SAR 7,500
Min Additional Subscription	SAR 2,000
Min Redemption	SAR 2,000
Valuation Day	Daily
Cut-off Time	13:00PM (Riyadh time), one business day preceding
Payment Date	Up to 4 business days from next valuation day
Management Fee	1.50% of NAV annually
Subscription Fee	A one-time fee of up to 2.00%
Early Redm. Fee	0.25% if units are redeemed within 30 days of purchase

## FURTHER INFORMATION

Head Office	(011) 406 2500
Telephone No.:	8001240055
Sales:	8001240055
Website:	<a href="http://www.ANBCapital.com.sa">www.ANBCapital.com.sa</a>

## FUND CODE

Institution	Code
Bloomberg	<a href="#">MUBIPOF</a>

## DISCLAIMER

Past performance figures are not indicative of future performance. Potential investors should be aware that the price of units are subject to change & are not guaranteed.

Please refer to the Terms & Conditions for further fund information.

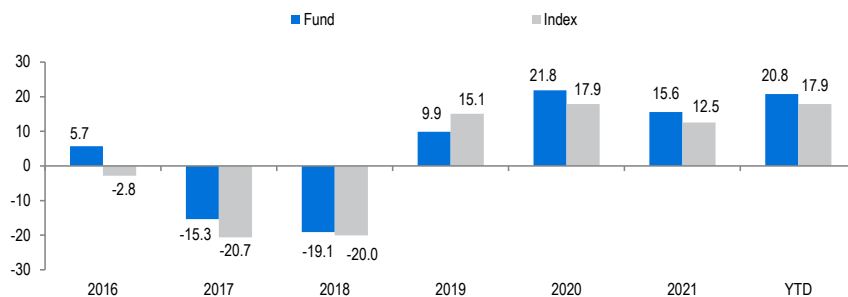
## INVESTMENT OBJECTIVE &amp; STRATEGY

Investment objective of the fund is long-term capital growth through investments in Shariah compliant IPOs/ right issues in Saudi Stock Market. In addition, fund can invest in newly listed companies with a max. of 5 years listing age, funds which have same investment objectives and shariah compliant money market instruments.

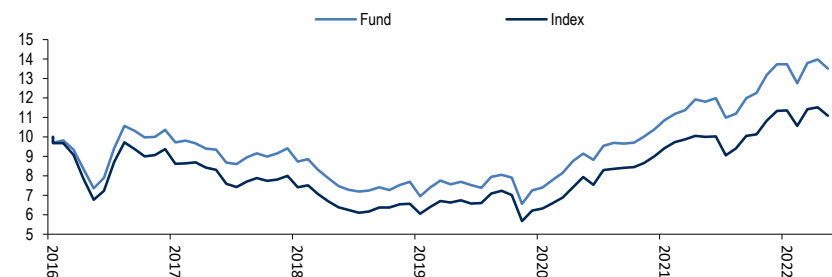
## CUMULATIVE PERFORMANCE

	1Q22	2Q22	3Q22	4Q22	1 Year	3 Years	5 Years	Since Incep.
Fund	17.79	-3.21	5.94	-	14.52	75.74	44.75	35.22
Index	15.14	-2.53	5.05	-	10.89	64.63	33.42	10.93

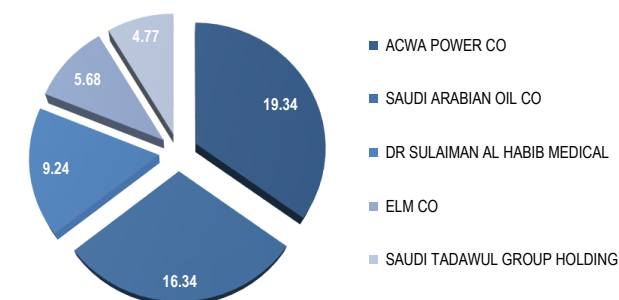
## HISTORICAL PERFORMANCE



## PERFORMANCE SINCE INCEPTION



## TOP FIVE HOLDINGS (%)



## SECTOR WEIGHTING (%)

Sector	Weighting (%)	Risk Ratio	1 year	3 years	5 years
Energy	36.8				
Health Care	13.6				
Software & Services	11.5	Standard Deviation	18.87	18.53	17.52
Professional Services	6.7	Sharp Ratio	0.66	1.28	0.40
Consumer Services	6.0	Information Ratio	1.07	0.81	0.54
REIT	5.2				
Media & Entertainment	4.7				
Food & Beverages	3.5				
Food & Staples	3.1				
Real Estate	2.0				
Others	7.0				