



**GROWTH FUNDS**

Open-ended Shariah-compliant Fund Investing in Saudi Equities

**INVESTMENT PROFILE**

Fund Manager	ANB Invest
Base Currency	Saudi Riyal
Inception Date	01 May 1993
Inception Price	10.0000
Unit Price at 29/06/2022	186.0816
Time Horizon / Risk	Long Term / High Risk
Benchmark	S&P Saudi Shariah Domestic
Min Subscription	SAR 7,500
Min Additional Subscription	SAR 2,000
Min Redemption	SAR 2,000
Valuation Day	Sunday and Wednesday
Cut-off Time	13:00PM (Riyadh time), one business day preceding valuation day
Payment Date	Up to 4 business days from next valuation day
Management Fee	1.75% of NAV annually
Subscription Fee	A one-time fee of up to 2.00%
Early Redm. Fee	0.25% if units are redeemed within 30 days of purchase

**FURTHER INFORMATION**

Head Office	(011) 406 2500
Telephone No.:	8001240055
Sales:	8001240055
Website:	<a href="http://www.anbinvest.com.sa">www.anbinvest.com.sa</a>

**FUND CODE**

Institution	Code
Reuters	<a href="#">LP65037770</a>
Zawya	<a href="#">ANBCOMP_MF</a>
Morningstar	<a href="#">F00000LXP 2</a>
Bloomberg	<a href="#">AISACOA:AB</a>

**DISCLAIMER**

Past performance figures are not indicative of future performance. Potential investors should be aware that the price of units are subject to change & are not guaranteed.

Please refer to the Terms & Conditions for further fund information.

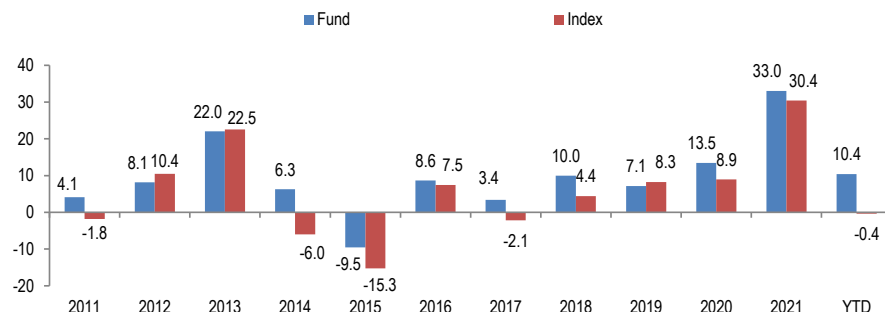
**INVESTMENT OBJECTIVE & STRATEGY**

The investment objective of the fund is to invest in a broadly diversified portfolio of Saudi Arabian equities that are Shariah-compliant, and to invest in Murabaha and trading deals and funds.

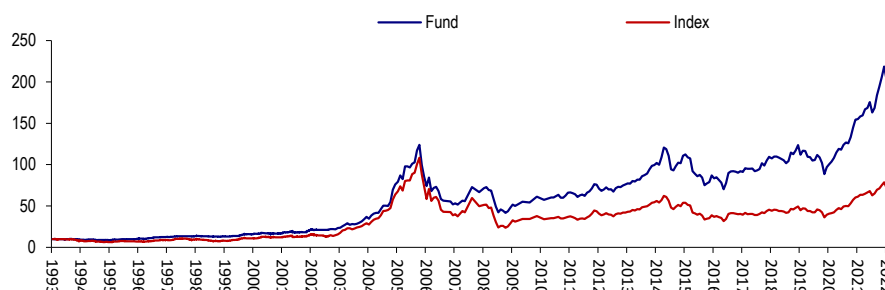
**CUMULATIVE PERFORMANCE (%)**

	1Q22	2Q22	3Q22	4Q22	1 Year	3 Years	5 Years	Since Incep.
Fund	22.01	-9.51	-	-	17.54	59.34	94.42	1760.82
Index	15.50	-13.77	-	-	2.11	37.73	56.11	548.49

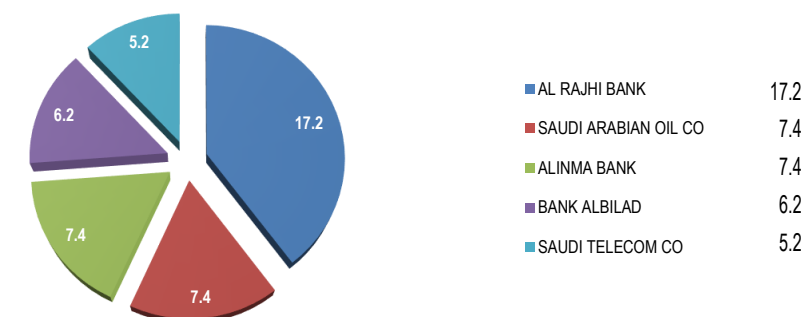
**HISTORICAL PERFORMANCE**



**PERFORMANCE SINCE INCEPTION**



**TOP FIVE HOLDINGS (%)**



**SECTOR WEIGHTING (%)**

Banks	35.1
Materials	16.8
Energy	7.4
Food & Staples Retailing	6.1
Telecommunication Service	5.2
Insurance	4.8
Software & Services	4.4
Cash	4.3
Media & Entertainment	3.9
Health Care Equipment & S	2.5
Diversified Financials	2.3
Utilities	2.0

**Risk Ratio**

	1 year	3 years	5 years
Standard Deviation	20.48	18.57	16.88
Sharp Ratio	0.79	0.99	1.01
Information Ratio	3.29	1.54	1.74