



GROWTH FUNDS

Open-ended Shariah-compliant Fund Investing in Saudi Equities

INVESTMENT PROFILE

Fund Manager	ANB Invest
Base Currency	Saudi Riyal
Inception Date	01 May 1993
Inception Price	10.0000
Unit Price at 29/12/2021	168.5410
Time Horizon / Risk	Long Term / High Risk
Benchmark	S&P Saudi Shariah Domestic
Min Subscription	SAR 7,500
Min Additional Subscription	SAR 2,000
Min Redemption	SAR 2,000
Valuation Day	Sunday and Wednesday
Cut-off Time	13:00PM (Riyadh time), one business day preceding valuation day
Payment Date	3 business days from next valuation day
Management Fee	1.75% of NAV annually
Subscription Fee	A one-time fee of up to 2.00%
Early Redm. Fee	0.25% if units are redeemed within 30 days of purchase

FURTHER INFORMATION

Head Office:	(011) 406 2500
Telephone No.:	8001240055
Sales:	8001240055
Website:	<a href="http://www.anbinvest.com.sa">www.anbinvest.com.sa</a>

FUND CODE

Institution	Code
Reuters	<a href="#">LP65037770</a>
Zawya	<a href="#">ANBCOMP_MF</a>
Morningstar	<a href="#">F00000LXP_2</a>
Bloomberg	<a href="#">AISACOA:AB</a>

DISCLAIMER

Past performance figures are not indicative of future performance. Potential investors should be aware that the price of units are subject to change & are not guaranteed.

Please refer to the Terms & Conditions for further fund information.

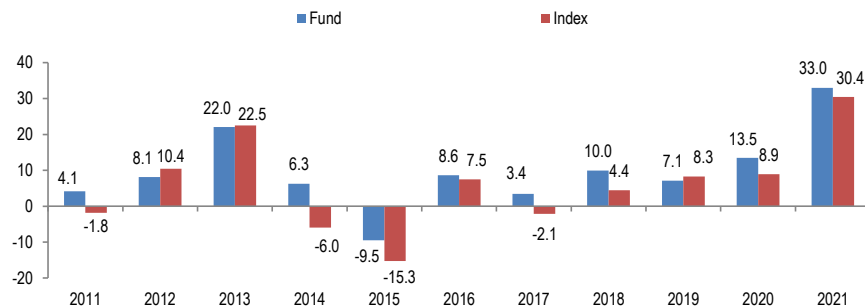
INVESTMENT OBJECTIVE & STRATEGY

The investment objective of the fund is to invest in a broadly diversified portfolio of Saudi Arabian equities that are Shariah-compliant, and to invest in Murabaha and trading deals and funds.

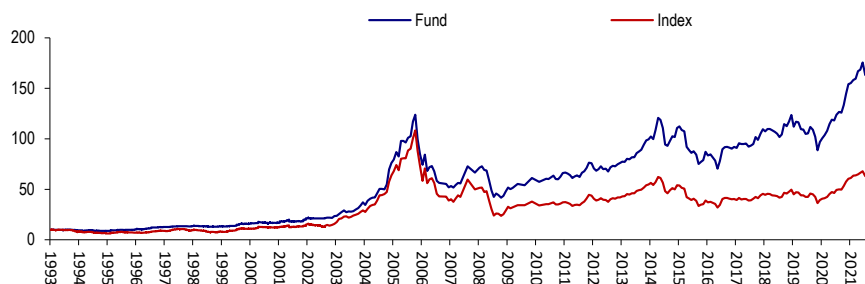
CUMULATIVE PERFORMANCE (%)

	1Q21	2Q21	3Q21	4Q21	1 Year	3 Years	5 Years	Since Incep.
Fund	14.22	9.38	6.40	0.06	33.00	61.65	83.78	1585.41
Index	15.20	10.43	4.51	-1.91	30.42	53.83	57.18	551.10

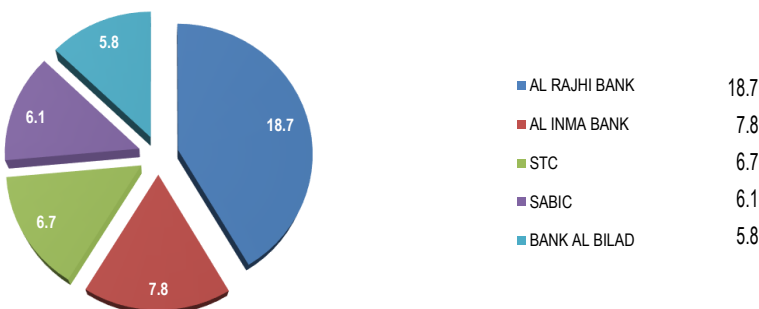
HISTORICAL PERFORMANCE



PERFORMANCE SINCE INCEPTION



TOP FIVE HOLDINGS (%)



SECTOR WEIGHTING (%)

Banks	35.4
Materials	28.1
Telecom	6.7
Retailing	5.5
Energy	5.3
Insurance	4.4
Health Care	3.9
Software & Services	3.9
Diversified Financials	2.5
Cash	2.2
Media & Entertainment	1.9
Food & Staples Retailing	0.2

Risk Ratio

	1 year	3 years	5 years
Standard Deviation	14.22	17.98	15.25
Sharp Ratio	2.26	1.06	0.98
Information Ratio	0.53	0.64	1.32