



GROWTH FUNDS

Open Ended Fund investing in Pure Shariah Saudi Equities

INVESTMENT PROFILE

Fund Manager	ANB Invest
Base Currency	Saudi Riyal
Inception Date	25 October 2005
Inception Price	10.0000
Unit Price at 29/12/2021	13.8522
Time Horizon / Risk	Long Term / High Risk
Benchmark	S&P Saudi Pure Companies
Min Subscription	SAR 7,500
Min Additional Subscription	SAR 2,000
Min Redemption	SAR 2,000
Valuation Day	Sunday and Wednesday
Cut-off Time	13:00PM (Riyadh time), one business day preceding valuation day
Payment Date	3 business days from next valuation day
Management Fee	1.75% of NAV annually
Subscription Fee	A one-time fee of up to 2.00%
Early Redm. Fee	0.25% if units are redeemed within 30 days of purchase

FURTHER INFORMATION

Head Office	(011) 406 2500
Telephone No.:	8001240055
Sales:	8001240055
Website:	www.anbinvest.com.sa

FUND CODE

Institution	Code
Reuters	LP65037771
Zawya	ANBPURE.MF
Morningstar	F00000JPZ5
Bloomberg	AINAQAA:AB

DISCLAIMER

Past performance figures are not indicative of future performance. Potential investors should be aware that the price of units are subject to change & are not guaranteed.

Please refer to the Terms & Conditions for further fund information.

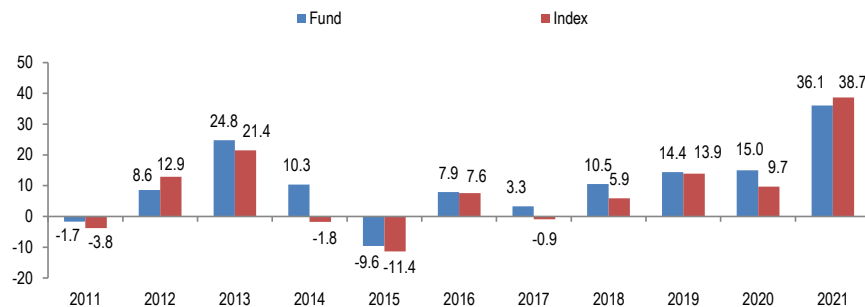
INVESTMENT OBJECTIVE & STRATEGY

The investment objective of the fund is long-term growth of capital through investments in a broadly diversified portfolio of pure Shariah compliant Saudi Arabian equity securities including Murabaha transactions.

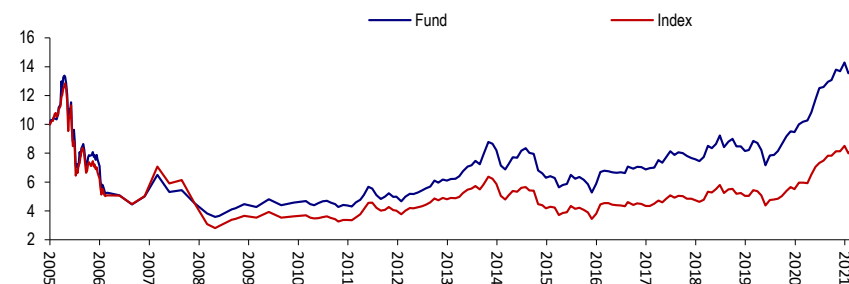
CUMULATIVE PERFORMANCE

	1Q21	2Q21	3Q21	4Q21	1 Year	3 Years	5 Years	Since Incep.
Fund	15.16	10.46	5.63	1.25	36.06	78.97	104.24	38.52
Index	18.17	11.20	3.70	1.76	38.66	73.34	81.90	-17.30

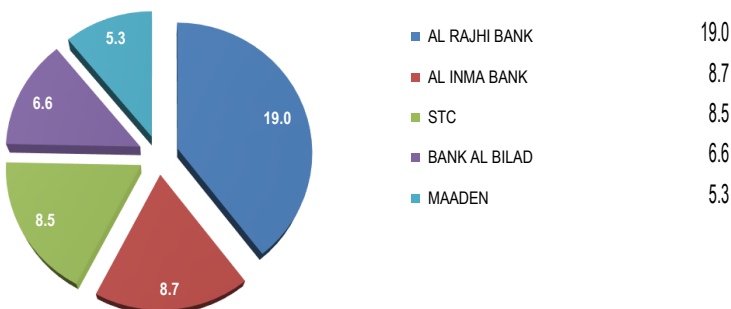
HISTORICAL PERFORMANCE



PERFORMANCE SINCE INCEPTION



TOP FIVE HOLDINGS (%)



SECTOR WEIGHTING (%)

Banks	39.5
Materials	16.9
Health Care	9.3
Telecom	8.5
Insurance	6.4
Cash	5.3
Software & Services	4.0
Retailing	4.0
Food & Staples Retailing	2.8
Energy	1.9
Utilities	1.0
Consumer Services	0.5

Risk Ratio

	1 year	3 years	5 years
Standard Deviation	12.88	17.81	15.38
Sharp Ratio	2.74	1.39	1.24
Information Ratio	-0.39	0.36	0.95