



GROWTH FUNDS

Open Ended Fund investing in Shariah Compliant Saudi Equities

INVESTMENT PROFILE

Fund Manager	ANB Invest
Base Currency	Saudi Riyal
Inception Date	08 May 2016
Inception Price	10.0000
Unit Price at 29/12/2021	11.1959
Time Horizon / Risk	Long Term / High Risk
Benchmark	ANB Saudi Shariah IPO Index (S&P)
Min Subscription	SAR 7,500
Min Additional Subscription	SAR 2,000
Min Redemption	SAR 2,000
Valuation Day	Sunday and Wednesday
Cut-off Time	13:00PM (Riyadh time), one business day preceding valuation day
Payment Date	3 business days from next valuation day
Management Fee	1.75% of NAV annually
Subscription Fee	A one-time fee of up to 2.00%
Early Redm. Fee	0.25% if units are redeemed within 30 days of purchase

FURTHER INFORMATION

Head Office	(011) 406 2500
Telephone No.:	8001240055
Sales:	8001240055
Website:	www.anbinvest.com.sa

FUND CODE

Institution	Code
Reuters	
Zawya	
Morningstar	
Bloomberg	MUBIPOF

DISCLAIMER

Past performance figures are not indicative of future performance. Potential investors should be aware that the price of units are subject to change & are not guaranteed.

Please refer to the Terms & Conditions for further fund information.

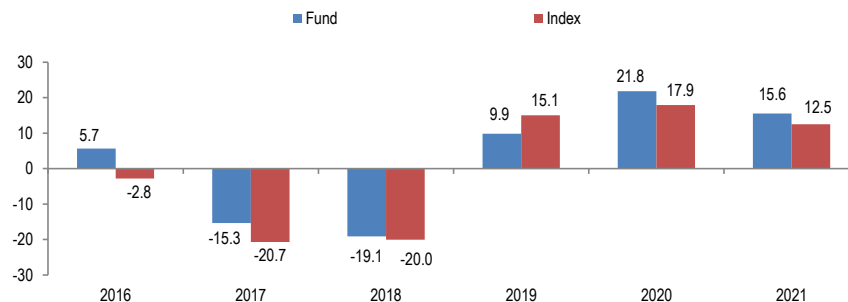
INVESTMENT OBJECTIVE & STRATEGY

Investment objective of the fund is long-term capital growth through investments in Shariah compliant IPOs/ right issues in Saudi Stock Market. In addition, fund can invest in newly listed companies with a max. of 5 years listing age, funds which have same investment objectives and shariah compliant money market instruments.

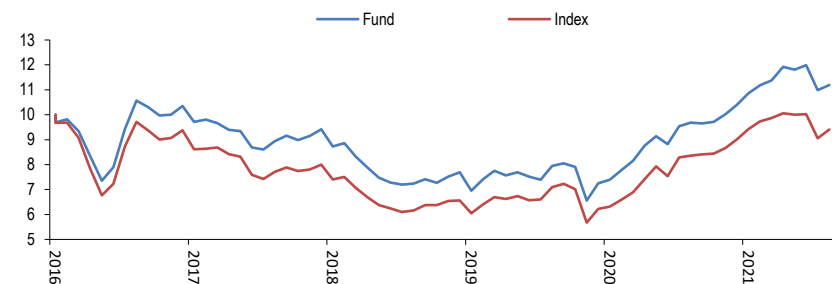
CUMULATIVE PERFORMANCE

	1Q21	2Q21	3Q21	4Q21	1 Year	3 Years	5 Years	Since Incep.
Fund	3.45	11.62	5.55	-5.18	15.57	54.69	5.96	11.96
Index	3.66	12.26	2.81	-5.94	12.52	52.64	-3.18	-5.91

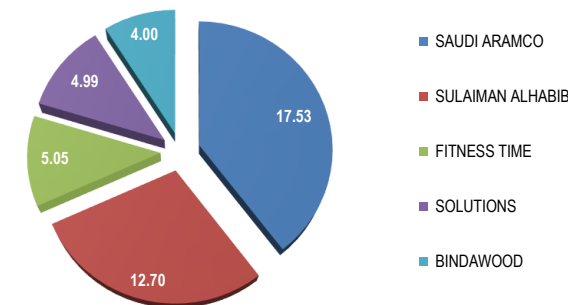
HISTORICAL PERFORMANCE



PERFORMANCE SINCE INCEPTION



TOP FIVE HOLDINGS (%)



SECTOR WEIGHTING (%)

Energy	17.5
Health Care	12.7
Consumer Services	10.2
REITs	10.2
Cash	9.5
Software & Services	8.2
Utilities	6.1
Food & Staples Retailing	5.3
Insurance	3.9
Com. & Prof. Services	3.6
Diversified Financials	3.3
Others	9.6

Risk Ratio

	1 year	3 years	5 years
Standard Deviation	12.21	18.16	16.56
Sharp Ratio	1.21	0.92	-0.04
Information Ratio	0.46	0.01	0.42