



## GROWTH FUNDS

Open Ended Fund Investing in Saudi Equities

## INVESTMENT PROFILE

Fund Manager	ANB Invest
Base Currency	Saudi Riyal
Inception Date	01 April 1992
Inception Price	10.0000
Unit Price at 29/12/2021	158.8248
Time Horizon / Risk	Long Term / High Risk
Benchmark	TASI
Min Subscription	SAR 7,500
Min Additional Subscription	SAR 2,000
Min Redemption	SAR 2,000
Valuation Day	Sunday and Wednesday
Cut-off Time	13:00PM (Riyadh time), one business day preceding valuation day
Payment Date	3 business days from next valuation day
Management Fee	1.75% of NAV annually
Subscription Fee	A one-time fee of up to 2.00%
Early Redm. Fee	0.25% if units are redeemed within 30 days of purchase

## FURTHER INFORMATION

Head Office	(011) 406 2500
Telephone No.:	8001240055
Sales:	8001240055
Website:	<a href="http://www.anbinvest.com.sa">www.anbinvest.com.sa</a>

## FUND CODE

Institution	Code
Reuters	<a href="#">LP65037769</a>
Zawya	<a href="#">ANBKSAE.MF</a>
Morningstar	<a href="#">F000002E9P</a>
Bloomberg	<a href="#">ASAUDIA:AB</a>

## DISCLAIMER

Past performance figures are not indicative of future performance. Potential investors should be aware that the price of units are subject to change & are not guaranteed.

Please refer to the Terms & Conditions for further fund information.

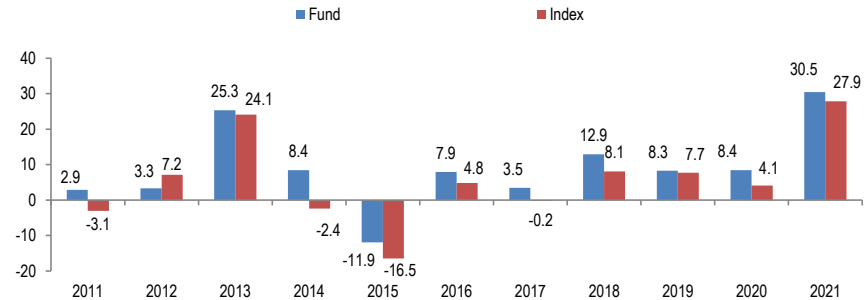
## INVESTMENT OBJECTIVE &amp; STRATEGY

The investment objective of the fund is to invest in a broadly diversified portfolio of Saudi Arabian equities including Money Market & Murabaha funds.

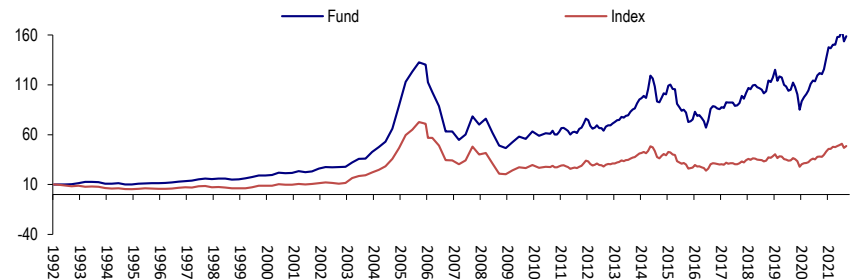
## CUMULATIVE PERFORMANCE

	1Q21	2Q21	3Q21	4Q21	1 Year	3 Years	5 Years	Since Incep.
Fund	12.55	9.64	5.30	0.41	30.48	53.23	79.00	1488.25
Index	13.10	10.86	3.64	-1.61	27.85	43.41	54.68	387.18

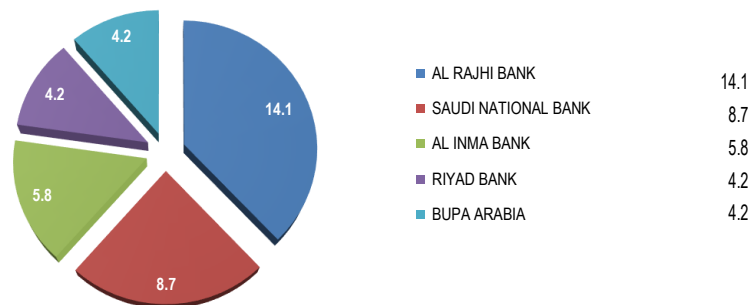
## HISTORICAL PERFORMANCE



## PERFORMANCE SINCE INCEPTION



## TOP FIVE HOLDINGS (%)



## SECTOR WEIGHTING (%)

Banks	44.6
Materials	21.4
Energy	5.5
Insurance	5.2
Retailing	4.8
Telecom	4.1
Health Care	4.0
Software & Services	3.9
Diversified Financials	2.5
Media & Entertainment	1.9
Cash	1.6
Food & Staples Retailing	0.5

## Risk Ratio

	1 year	3 years	5 years
Standard Deviation	15.24	19.42	16.51
Sharp Ratio	1.95	0.83	0.84
Information Ratio	0.52	0.77	1.25