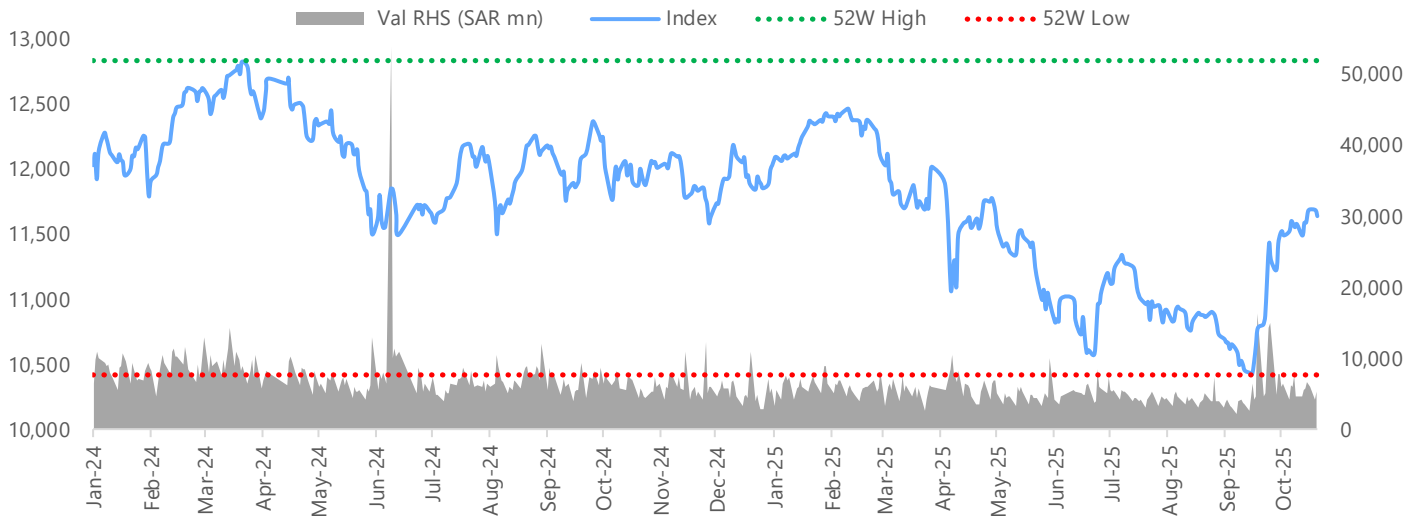


Daily Market Watch

Tuesday, October 21, 2025

Main Market TASI						Nomu Market											
Last Close			Value Traded (SAR bn)			Index Performance			Last Close			Value Traded (SAR mn)			Index Performance		
▼11,644.55			▲5.3			▼-3.3% YTD			▼25,221.77			▲29.9			▼-19.9% YTD		
DoD	MTD	YTD	DoD	3M	6M	1Y	3Y	5Y	DoD	MTD	YTD	DoD	3M	6M	1Y	3Y	5Y
-0.4%	1.2%	-3.3%	26.3%	1.6%	-13.0%	-2.0%	-2.7%	36.5%	-1.0%	-1.0%	-19.9%	32.7%	18.3%	-44.1%	-5.0%	27.7%	68.6%

TASI Performance



Markets Performance/News

- US stocks rose on Monday, as the S&P 500 extended its gains for a second day, helped by signs that trade tensions with China may be easing. The S&P 500 advanced 1.1%, and the Nasdaq rose 1.4%. Asian stocks on Tuesday morning traded above their record close as easing trade tensions and optimism about interest rate cuts bolstered sentiment. The Nikkei 225 climbed 1.5%, the CSI 300 increased 0.9%, and the Hang Seng advanced 1.6%. (Bloomberg)
- TASI slipped 0.4% (-46.1 points) to close at 11,644.55. Trading value increased by 26.3% compared to the previous session. The Utilities sector led the declines, falling 2.8%. Among the laggards, CHUBB Arabia Cooperative Insurance Co. (ACE AB) dropped 4.4%, while both ACWA POWER Co. (ACWA AB) and Sumou Real Estate Co. (SRE AB) each lost 3.7%. (Tadawul)

Major Economic/Sector News

- The private sector's contribution to Saudi Arabia's economy increased from 40% in 2016 to 51% currently, Minister of Investment His Excellency Khalid Al-Falih said. He explained that the current goal is to raise the private sector's contribution to GDP from SAR 2.3 tn to SAR 2.5 tn, equivalent to 65%, by 2030. (Argaam)
- Foreign direct investments (FDIs) inflows to Saudi Arabia grew to SAR 1.02 tn as of Q2 2025, representing 34% of the Kingdom's total FDI. Foreign investments in Saudi Arabia stood at SAR 3.05 tn by the end of 2Q25, up 17% YoY, according to data from the Saudi Central Bank (SAMA). (Argaam)

Major Corporate News

Result Announcements

Company	TASI Code	Bloomberg Code	Net Profit (SAR mn)		Change YoY		Consensus	Variance
			3Q25	3Q24	SAR mn	%	SAR mn	%
ALRAJHI	1120	RJHI AB	6,360.0	5,103.0	1,257.0	24.6	5,819.0	9.3
RIBL	1010	RIBL AB	2,687.4	2,654.1	33.3	1.3	2,517.0	6.8
ALINMA	1150	ALINMA AB	1,592.0	1,571.5	20.5	1.3	1,494.0	6.6
BSF	1050	BSF AB	1,353.0	1,148.0	205.0	17.9	1,298.0	4.2

Result Announcements

Company	TASI Code	Bloomberg Code	Net Profit (SAR mn)		Change YoY		Consensus	Variance
			3Q25	3Q24	SAR mn	%	SAR mn	%
BJAZ	1020	BJAZ AB	400.1	332.7	67.4	20.3	371.0	7.8
AYYAN	2140	AADC AB	84.2	-34.5	118.7	-	-	-

Source: Tadawul, Bloomberg

- Specialized Medical Co. (SMCHEALT AB) signed a SAR 98.99 mn lease agreement, excluding VAT, with Asas Althbat Co. to rent its first outpatient clinic center in Riyadh. Lease liabilities will affect financial statements from Q4 2025, and clinic operations will impact results in H1 2026. (Argaam)
- Shares of Canadian Medical Center Co. (CMCER AB) will begin trading on the Main Market (TASI) starting Oct. 22. The stock will open at SAR 9.05 on TASI; its last closing price on Nomu. (Argaam)
- Perfect Presentation for Commercial Services Co. (2P AB) won a SAR 89.7 mn tender (VAT inclusive) for managed services for infrastructure, information security, applications, and cybersecurity with the Agricultural Development Fund (ADF). The related financial impact will be reflected positively from 2026 to 2029. (Argaam)
- Scientific and Medical Equipment House Co. (EQUIPMEN AB) signed a contract with the Riyadh First Health Cluster (HHC) for the maintenance and repair of medical devices and equipment at hospitals and health centers affiliated with the cluster, with a total value of SAR 105.07 mn, including VAT. The project's financial impact is expected to begin in 2Q26. (Argaam)
- Zahr Al Khuzama Aluminum Co. issued the prospectus to float 300,000 ordinary shares on the Nomu-Parallel Market. The offered shares represent 25% of its pre-IPO capital of SAR 12 mn, divided into 1.2 mn shares at SAR 10 per share. Meanwhile, they account for 20% of post-IPO capital of SAR 15 mn. (Argaam)
- The Capital Market Authority's (CMA) board approved the merger of Tharawat Tuwaiq Financial Co. as the merged company into AlKhair Capital. (Argaam)
- Al Moammar Information Systems Co. (MIS AB) announced the award of a project with the Saudi Data & AI Authority (SDAIA) for SAR 98.04 mn, inclusive of value-added tax (VAT). The company said the project aims to deliver IT services and products, noting that the contract is expected to be signed on Nov. 20, 2025. (Argaam)

Event Calendar

Date	Company	Event
21-Oct-25	ATLAS ELEVATORS	Cash Dividend Distribution (SAR 0.50/share)
21-Oct-25	AMAK	Cash Dividend Distribution (SAR 1.25/share)
21-Oct-25	BUILD STATION	Eligibility for Cash Dividend (SAR 3.00/share)
21-Oct-25	BUILD STATION	Extraordinary General Meeting
21-Oct-25	Albilad MSCI Saudi Equity ETF	Listing Date

Source: Argaam, Bloomberg

Economic Calendar

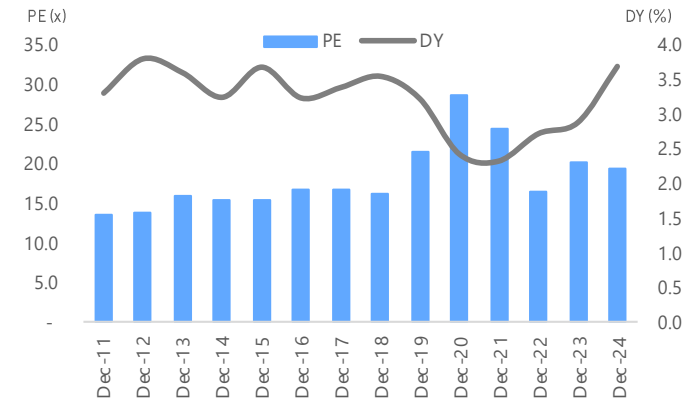
Date	Event	Prior	Estimation
21-Oct-25	US API Weekly Crude Oil Stock	3.5M	-
21-Oct-25	US Business Inventories (MoM)	0.2%	0.1%
21-Oct-25	US Retail Inventories Ex Auto	0.3%	0.3%
21-Oct-25	US Leading Index (MoM)	-0.5%	0.1%

Source: Argaam, Bloomberg

TASI Intraday Performance



Historical Tadawul PE and DY



Top Performers – Sectors

	Last Close	%Δ	Forward P/E (x) *	YTD %Δ
Consumer Dura & App.	4,479.9	0.5%	N/A	-17.2%
Media & Ent.	21,819.2	0.4%	28.2	-31.6%
Banks	13,299.8	0.3%	12.7	8.5%
REITs	3,029.5	0.1%	N/A	-4.5%
Pharma, Bio & LS	5,033.7	-0.1%	26.8	1.6%

Top Laggards – Sectors

	Last Close	%Δ	Forward P/E (x) *	YTD %Δ
Utilities	9,068.9	-2.8%	33.9	-34.2%
Software & Svc.	68,533.5	-1.5%	27.2	-16.0%
RE Mgmt & Dev	3,442.8	-1.5%	33.1	-6.3%
Food & Beverages	4,952.5	-1.1%	17.9	-17.6%
Household & Personal	4,516.6	-1.1%	N/A	-10.4%

Top Performers – Companies

	Last Close	%Δ	Vol (mn)	Val (SAR mn)
SIDC	32.1	4.8%	0.9	29.3
Enaya	9.1	4.1%	1.3	11.7
Cenomi Retail	24.8	3.1%	3.5	85.1
Naseej	69.0	2.9%	1.1	77.0
Nice One	25.5	2.8%	3.9	98.3

Top Laggards – Companies

	Last Close	%Δ	Vol (mn)	Val (SAR mn)
Chubb	30.5	-4.4%	0.7	23.0
Acwa Power	239.5	-3.7%	0.9	206.6
Sumou Real Estate	39.0	-3.7%	1.5	62.6
Middle East Healthcare	53.8	-2.6%	0.8	45.0
Maharah	5.2	-2.6%	3.2	16.7

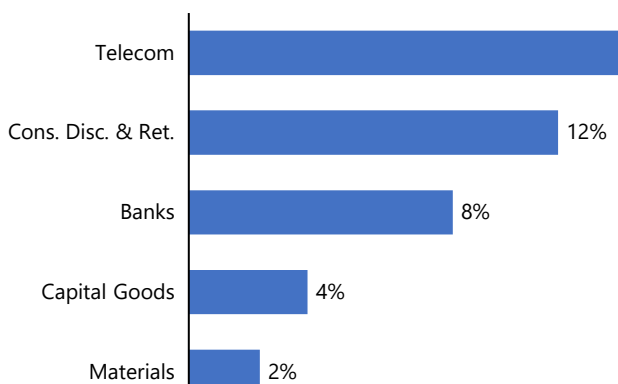
Value Leaders – Companies

	Last Close	%Δ	Vol (mn)	Val (SAR mn)
Al Rajhi Bank	107.6	0.0%	4.6	491.4
ACWA Power	239.5	-3.7%	0.9	206.6
Saudi National Bank	39.1	1.7%	5.2	202.4
Aramco	25.1	-0.4%	8.0	200.5
STC	44.1	-1.3%	3.7	163.3

Volume Leaders – Companies

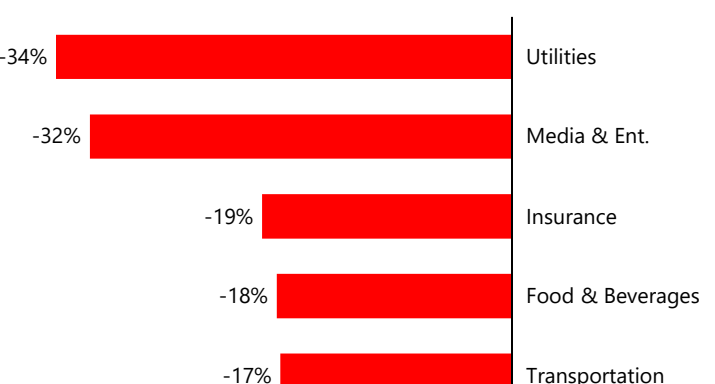
	Last Close	%Δ	Vol (mn)	Val (SAR mn)
Americana Res. Int PLC	2.1	-1.4%	33.1	70.0
Petro Rabigh	9.2	1.5%	9.8	90.5
Batic	2.3	-0.9%	9.6	21.9
Saudi Kayan	6.1	-1.5%	8.5	51.9
Aramco	25.1	-0.4%	8.0	200.5

Top Performers – Sectors YTD Performance



Source: Bloomberg

Top Laggards – Sectors YTD Performance



Source: Bloomberg

*Sourced from Bloomberg, based on earnings estimation for current year.

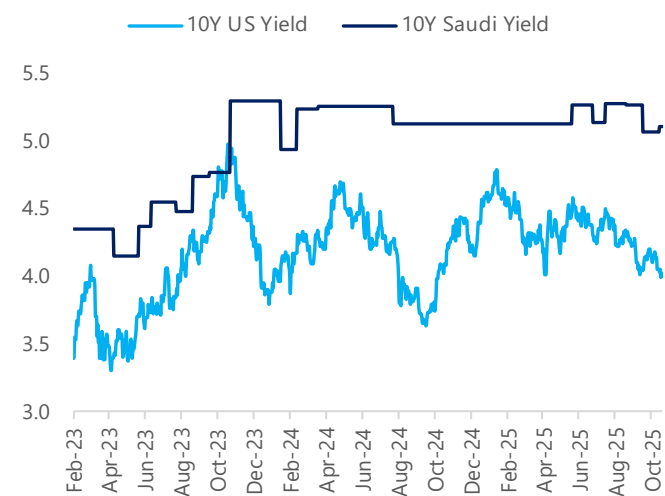
International Markets

	Last Close	%Δ	Forward P/E (x)*	YTD %Δ
MSCI (World)	4,345.8	1.1%	22.3	17.2%
MSCI (EM)	1,383.3	1.6%	15.5	28.6%
US (S&P500)	6,735.1	1.1%	25.5	14.5%
Nasdaq (CCMP Index)	22,990.5	1.4%	36.5	19.1%
UK (FTSE 100)	9,403.6	0.5%	14.2	15.1%
EURO (STOXX 600)	572.1	1.0%	16.3	12.7%
GER (DAX)	24,258.8	1.8%	17.7	21.8%
JAP (NIKKEI 225)	49,185.5	3.4%	23.3	23.3%
CHN (SHCOMP)	3,863.9	0.6%	15.2	15.3%
Hong Kong (HSI)	25,858.8	2.4%	12.6	28.9%

Commodity Price

	Last Close	%Δ	MTD %Δ	YTD %Δ
WTI (USD/bbl)	57.5	-0.0%	-7.8%	-19.8%
Brent (USD/bbl)	61.0	-0.5%	-9.0%	-18.3%
US Natural Gas (USD/mmbtu)	3.4	12.9%	2.8%	-6.5%
Gold (USD/oz)	4,356.3	2.5%	12.9%	66.0%
Silver (USD/oz)	52.4	1.0%	12.4%	81.5%
Naphtha (USD/ton)	515.3	-0.2%	-8.3%	-15.7%
Ethylene (USD/ton)	785.0	0.0%	-3.7%	-15.1%
Urea (USD/ton)	390.0	0.0%	-13.0%	7.6%
Sugar (USD/ton)	15.7	1.4%	-2.4%	-18.4%
Wheat (USD/ton)	504.8	0.2%	-0.6%	-8.5%
Cotton (USD/lb)	64.2	-0.2%	-2.4%	-7.9%
Aluminum (USD/ton)	2,776.5	-0.0%	3.6%	8.8%

Bond Yield Rates (%)



Source: Bloomberg

*Sourced from Bloomberg, based on earnings estimation for current year.

Regional Markets

	Last Close	%Δ	Forward P/E (x)*	YTD %Δ
Saudi (TASI)	11,644.6	-0.4%	17.4	-3.3%
Dubai (DFM)	5,954.8	-0.6%	11.4	15.4%
Abu Dhabi (ADX)	10,098.1	-0.3%	15.5	7.2%
Kuwait (KSE)	9,439.5	-0.1%	18.3	20.4%
Qatar (QE)	10,808.5	-0.3%	12.1	2.2%
Oman (MSM)	5,360.9	0.7%	10.8	17.1%
Bahrain (BHBX)	1,992.0	0.8%	14.0	0.3%
Egypt (EGX)	15,642.3	0.3%	33.8	39.4%
Lebanon (BSX)	1,995.3	-3.0%	N/A	-24.1%
Morocco (MASI)	18,927.9	2.5%	20.5	28.1%

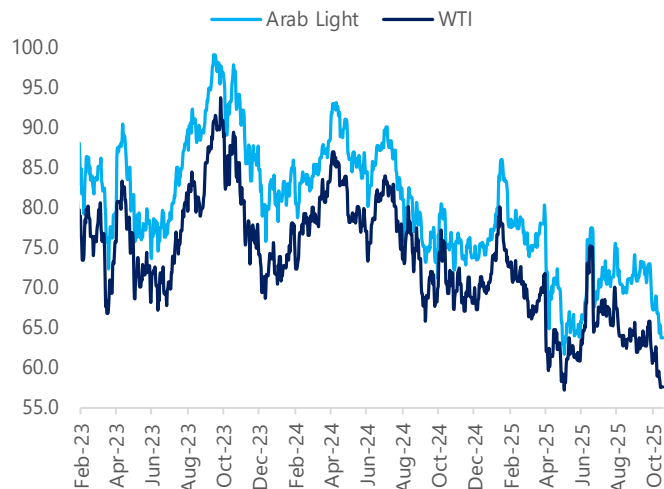
Interest Rates

	Last Close	DoD Δ	MTD Δ	YTD Δ
KSA SAIBOR 3M	5.24	(4) bps	12 bps	(30) bps
KSA SAIBOR 6M	5.24	0 bps	(10) bps	(22) bps
SOFR 3M	4.32	(0) bps	(3) bps	(38) bps
SOFR 6M	4.35	(0) bps	(2) bps	(68) bps

Currency (Per USD)

	Last Close	%Δ	MTD %Δ	YTD %Δ
SAR	3.75	-0.0%	0.0%	-0.1%
GBP	0.75	0.2%	0.3%	-6.6%
EUR	0.86	0.1%	0.8%	-11.1%
JPY	150.75	0.1%	1.9%	-4.1%
CHF	0.79	-0.1%	-0.5%	-12.7%
CNY	7.12	-0.1%	-0.0%	-2.4%

Global Oil Price (USD/bbl)



Source: Bloomberg

For any feedback on our reports, please contact: research@anbcapital.com.sa

Disclaimer

The document has been prepared by anb capital. The information contained in this document was obtained from several sources such as Bloomberg, Reuters, SAMA, IMF, IEA, OPEC, Tadawul, and other national and international agencies. anb capital have exerted their best efforts to acquire data and information from reliable sources. However, anb capital do not guarantee the accuracy of the data or information contained in this report. Therefore, anb capital make no representation, whether expressed or implied, concerning the accuracy and completeness of any information contained in this report. This report is not intended to provide personal investment advice, nor does it give any recommendations to buy or to sell any securities or any type of investment product. anb capital shall not be liable for any direct or indirect consequences resulting from the use of the information in this document. anb capital is a Saudi Closed Joint Stock Company with paid up capital of SAR 1,000 mn and is licensed by the Capital Market Authority of Saudi Arabia under license number 07072-37 and Unified Number 7001548267, with its head office at 3581 Al Mouyyad AL Jadid, Al Murabba, PO Box 220009, Riyadh 11311, Saudi Arabia, telephone number 800 124 0055.