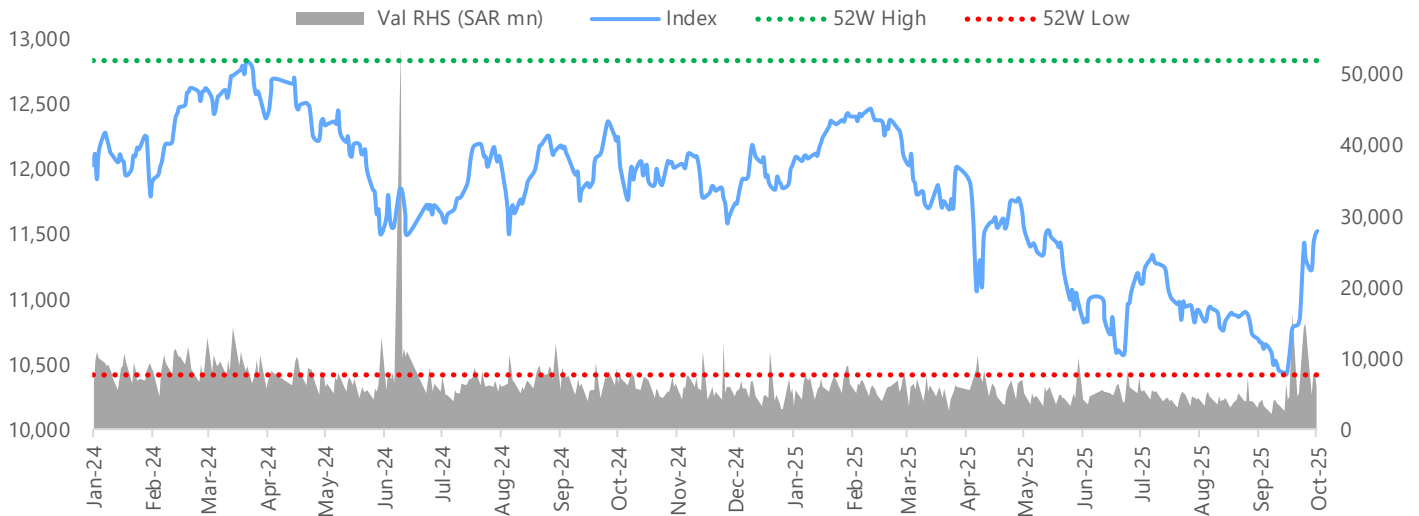


Daily Market Watch

Thursday, October 2, 2025

Main Market TASI									Nomu Market								
Last Close			Value Traded (SAR bn)			Index Performance			Last Close			Value Traded (SAR mn)			Index Performance		
▲ 11,529.36			▼ 6.0			▼ -4.2% YTD			▲ 25,589.40			▲ 68.5			▼ -18.7% YTD		
DoD	MTD	YTD	DoD	3M	6M	1Y	3Y	5Y	DoD	MTD	YTD	DoD	3M	6M	1Y	3Y	5Y
0.2%	0.2%	-4.2%	-23.4%	-8.8%	-12.0%	-5.9%	1.1%	39.0%	0.5%	0.5%	-18.7%	54.9%	-4.4%	-46.8%	1.1%	28.8%	85.6%

TASI Performance



Markets Performance/News

- US stocks ended Wednesday's session higher, seemingly shrugging off the first government shutdown in nearly seven years. The S&P 500 advanced 0.3%, while the Nasdaq climbed by 0.4%. Asian equities rose on Thursday morning, led by technology stocks, after OpenAI struck a deal with South Korean chipmakers that bolstered optimism over artificial intelligence. The CSI 300 added 0.5%, Nikkei 225 gained 0.4%, and Hang Seng jumped 1.2%. (Bloomberg)
- TASI gained 0.2% (26.4 points) to close at 11,529.36. Trading value declined by 23.4% from the previous session. The Consumer Staples Distribution & Retail sector lead the gains, rising by 1.6%. Among top performers, Saudi Kayan Petrochemical Co. (KAYAN AB) gained 6.4%, Nahdi Medical Co. (NAHDI AB) rose 4.5%, and Gulf Union Alahlia Cooperative Insurance Co. (GULFUNI AB) climbed 3.9%. (Tadawul)

Major Economic/Sector News

- Residential mortgages granted to individuals by banks in Saudi Arabia clocked in at SAR 5.86 bn. Banks signed 8,000 residential mortgage contracts with individuals during the month. (Argaam)
- Point-of-sale (POS) transactions in Saudi Arabia reached nearly SAR 12.8 bn in the week ended Sept. 27, compared to about SAR 12.4 bn a week earlier. (Argaam)

Major Corporate News

- The Capital Market Authority (CMA) is surveying opinions on opening the Main Market (TASI) to all categories of non-resident foreign investors, enabling their direct investment. All interested parties, stakeholders, and market players are invited to express their views on that proposal through the state-run Istitlaa platform for up to 30 calendar days until Oct. 31. (Argaam)
- The Saudi Exchange gave the green light for Canadian Medical Center Co. (CMCER AB) to transfer from the Nomu-Parallel Market to the Main Market. (Argaam)
- Umm Al Qura for Development & Construction Co. (MASAR AB), the owner, developer, and operator of the Masar destination in Makkah, signed a reservation agreement to sell a land plot to Numu Co. to develop a hotel tower comprising more than 300 rooms in the central region of the Masar destination, with a total investment of up to SAR 700 mn. (Argaam)
- Public Telecommunications Co. (Specialized), a subsidiary of Tadawul-listed stc, signed a Murabaha facility agreement for SAR 5.5 bn. The facility agreement comprises a participation of SAR 3.5 bn from Saudi National Bank (SNB) and SAR 2 billion from Arab National Bank (ANB). (Argaam)

- Saudi Aramco Base Oil Co. (Luberef) signed, an agreement to sell 6,500 barrels per day (bpd) of ultra-low sulfur diesel (ULSD) to Saudi Arabian Oil Co. (ARAMCO AB), subject to product availability in Yanbu Refinery. (Argaam)
- Rotana Signs Co. holds about 35% of the outdoor advertising market, a share achieved within just a year and half. Chairman Nezar Nagro emphasized that outdoor advertising is a demanding sector, built on long-term contracts and major commitments. (Argaam)
- China's Ori Group, a leading firm in culture and creativity, announced the opening of its regional headquarters in Saudi Arabia, with an investment exceeding SAR 2 bn. (Argaam)
- Saudi Industrial Investment Group (SIIG AB) announced a planned periodic maintenance shutdown at its joint venture project, Saudi Chevron Phillips (SCP), which includes a catalyst replacement. The impact will be reflected in 4Q25 financial results and will depend on the actual duration of the turnaround and average sales prices during that period. (Argaam)
- National Shipping Company of Saudi Arabia (NSCSA AB) signed a SAR 762 mn purchase agreement with International Marine Industries Co. (IMI) to build and deliver six Ultramax bulk carriers equipped with cranes. Deliveries are scheduled in batches between 2028 and 2029, with the relevant financial impact set to appear on Bahri's income statement once the vessels are received and enter commercial operations. (Argaam)
- Al Moammar Information Systems Co. (MIS AB) bagged a project with Saudi Tadawul Group Holding Co. (TADAWULG AB) at a total value of SAR 102.39 mn (including VAT). (Argaam)
- Anaam International Holding Group (ANAAM AB) received, a court ruling in its favor from the Administrative Court of the Board of Grievances. The ruling will have a positive financial impact once execution procedures are completed, adding that it will disclose any material developments in due course. (Argaam)
- Pan Gulf Marketing Co. (PANGULF AB) obtained SAR 100 mn in Shariah-compliant credit facilities from Emirates NBD (EMIRATES DB) to support its working capital needs. The company noted that the financing runs for a one-year term. The facility is secured by a promissory note to the full facility amount. (Argaam)
- Saudi Paper Manufacturing Co. (SPM AB) renewed and amended a credit facility agreement with Gulf International Bank (GIB). The deal includes a new medium-term financing worth SAR 105 mn in addition to existing working capital facilities of SAR 90 mn, bringing the total funding to SAR 195 mn. (Argaam)
- The Capital Market Authority (CMA) announced that Najm Almarzam Company for Investment has fulfilled the requirements to commence its managing investments activity in the securities business. (Argaam)
- Perfect Presentation for Commercial Services Co. (2P AB) was awarded a project worth SAR 58.65 mn (including VAT) for the operation and maintenance of digital education and information technology services and support for digital transformation solutions at Al-Baha University. The related financial effect is positive for the years 2025-2028. (Argaam)

Event Calendar

Date	Company	Event
02-Oct-25	ALRAJHI	Cash Dividend Distribution (SAR 0.75/share)
02-Oct-25	NORTHERN CEMENT	Eligibility for Cash Dividend (SAR 0.25/share)
02-Oct-25	MUTAKAMELA	Extraordinary General Meeting
02-Oct-25	SUMOJ	Eligibility for Cash Dividend (SAR 0.50/share)
02-Oct-25	SERVICE EQUIPMENT	Eligibility for Cash Dividend (SAR 1.50/share)
02-Oct-25	SERVICE EQUIPMENT	Extraordinary General Meeting

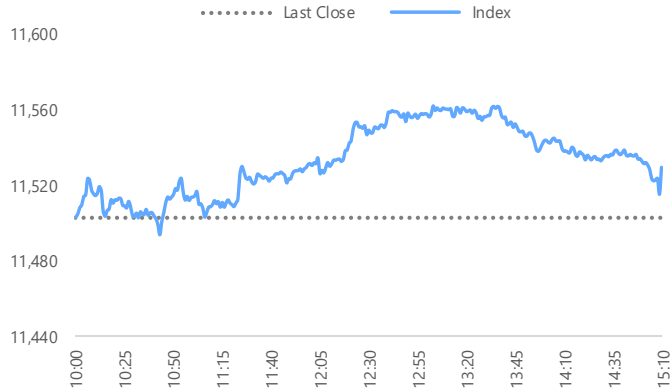
Source: Argaam, Bloomberg

Economic Calendar

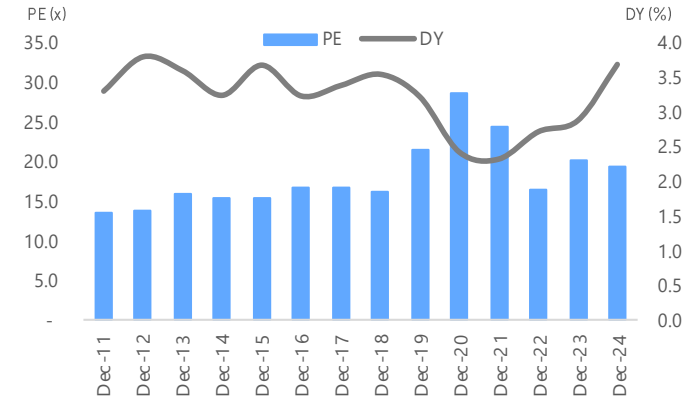
Date	Event	Prior	Estimation
02-Oct-25	US Factory Orders (MoM)	-1.3%	1.4%
02-Oct-25	US Fed's Balance Sheet	6,608.0B	-

Source: Argaam, Bloomberg

TASI Intraday Performance



Historical Tadawul PE and DY



Top Performers – Sectors

	Last Close	%Δ	Forward P/E (x) *	YTD %Δ
Con Stap, Dist & Ret.	7,326.7	1.6%	18.9	-12.4%
Food & Beverages	5,095.5	1.0%	18.3	-15.3%
Materials	5,660.4	0.8%	38.2	1.7%
Transportation	5,842.5	0.6%	20.7	-17.3%
Comm. & Prof. Svc	4,263.3	0.4%	22.9	-13.0%

Top Laggards – Sectors

	Last Close	%Δ	Forward P/E (x) *	YTD %Δ
Utilities	8,220.3	-0.5%	31.9	-40.3%
RE Mgmt & Dev	3,616.6	-0.5%	34.7	-1.6%
Cons. Disc. & Ret.	7,879.6	-0.4%	21.0	4.7%
Pharma, Bio & LS	4,869.9	-0.3%	25.5	-1.8%
Telecom	9,015.8	-0.2%	15.4	14.6%

Top Performers – Companies

	Last Close	%Δ	Vol (mn)	Val (SAR mn)
Saudi Kayan	6.0	6.4%	26.4	155.0
Nahdi Medical	124.3	4.5%	0.7	86.9
Gulf Union Alahlia	14.0	3.9%	0.1	1.2
CHUBB	41.3	3.8%	1.1	46.5
Middle East Paper	28.5	3.2%	1.4	41.5

Top Laggards – Companies

	Last Close	%Δ	Vol (mn)	Val (SAR mn)
Cenomi Retail	27.5	-3.2%	4.1	113.3
Derayah Financial Co.	30.7	-3.1%	0.7	21.0
Alujain Corp.	34.9	-2.5%	0.6	21.7
Amlak Int Finance	12.4	-2.4%	0.9	11.2
MCDC	87.1	-2.4%	0.1	9.6

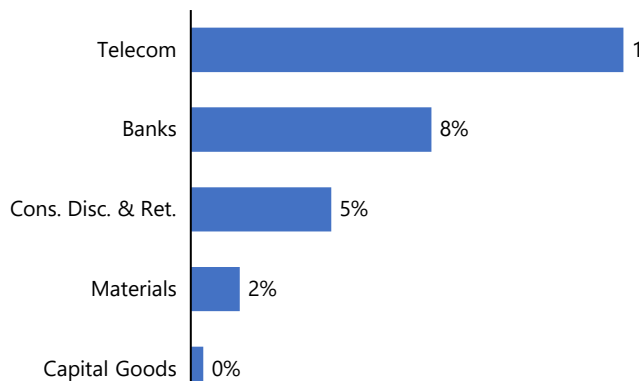
Value Leaders – Companies

	Last Close	%Δ	Vol (mn)	Val (SAR mn)
Al Rajhi Bank	106.5	-0.7%	4.6	487.5
Alinma Bank	27.1	1.0%	8.4	227.0
Saudi National Bank	39.3	0.3%	5.4	214.0
STC	44.0	-0.2%	4.3	188.1
Saudi Arabian Mining	65.6	2.5%	2.8	181.1

Volume Leaders – Companies

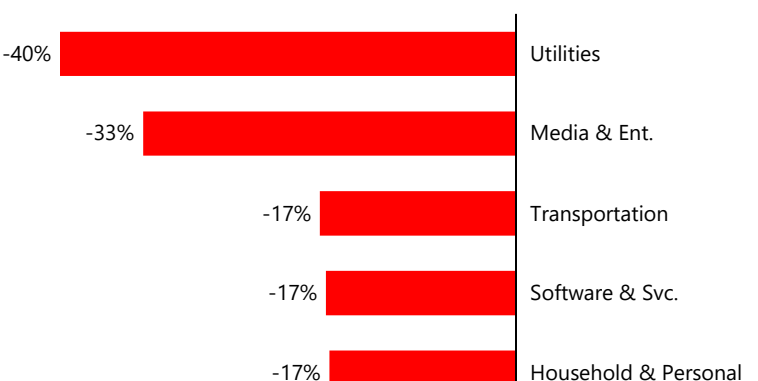
	Last Close	%Δ	Vol (mn)	Val (SAR mn)
Tourism Enterprise	1.0	1.1%	72.6	69.3
Americana Res. Int PLC	2.0	-1.0%	36.0	72.9
Saudi Kayan	6.0	6.4%	26.4	155.0
BATIC	2.3	-0.9%	12.5	28.5
Saudi Chemical	7.4	1.7%	9.4	69.5

Top Performers – Sectors YTD Performance



Source: Bloomberg

Top Laggards – Sectors YTD Performance



Source: Bloomberg

*Sourced from Bloomberg, based on earnings estimation for current year.

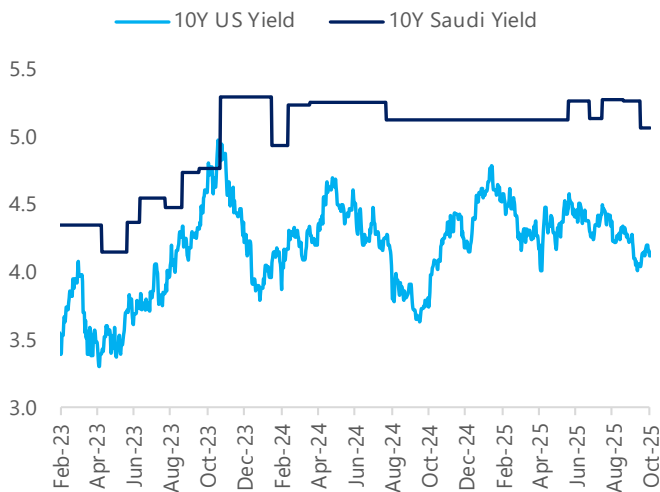
International Markets

	Last Close	%Δ	Forward P/E (x)*	YTD %Δ
MSCI (World)	4,322.7	0.4%	22.3	16.6%
MSCI (EM)	1,352.7	0.5%	15.4	25.8%
US (S&P500)	6,711.2	0.3%	25.4	14.1%
Nasdaq (CCMP Index)	22,755.2	0.4%	N/A	17.8%
UK (FTSE 100)	9,446.4	1.0%	14.4	15.6%
EURO (STOXX 600)	564.6	1.2%	16.1	11.2%
GER (DAX)	24,113.6	1.0%	17.5	21.1%
JAP (NIKKEI 225)	44,550.9	-0.8%	21.2	11.7%
CHN (SHCOMP)	3,882.8	0.0%	15.3	15.8%
Hong Kong (HSI)	26,855.6	0.0%	13.1	33.9%

Commodity Price

	Last Close	%Δ	MTD %Δ	YTD %Δ
WTI (USD/bbl)	61.8	-0.9%	-0.9%	-13.9%
Brent (USD/bbl)	65.4	-2.5%	-2.5%	-12.4%
US Natural Gas (USD/mmbtu)	3.5	5.2%	5.2%	-4.3%
Gold (USD/oz)	3,865.7	0.2%	0.2%	47.3%
Silver (USD/oz)	47.3	1.4%	1.4%	63.7%
Naphtha (USD/ton)	537.9	-4.3%	-4.3%	-12.0%
Ethylene (USD/ton)	815.0	0.0%	0.0%	-11.9%
Urea (USD/ton)	448.5	0.0%	0.0%	23.7%
Sugar (USD/ton)	16.1	0.2%	0.2%	-16.3%
Wheat (USD/ton)	509.3	0.2%	0.2%	-7.7%
Cotton (USD/lb)	65.6	-0.3%	-0.3%	-5.9%
Aluminum (USD/ton)	2,688.5	0.3%	0.3%	5.4%

Bond Yield Rates (%)



Source: Bloomberg

*Sourced from Bloomberg, based on earnings estimation for current year.

Regional Markets

	Last Close	%Δ	Forward P/E (x)*	YTD %Δ
Saudi (TASI)	11,529.4	0.2%	17.1	-4.2%
Dubai (DFM)	5,888.5	0.8%	10.9	14.1%
Abu Dhabi (ADX)	10,028.5	0.1%	12.5	6.5%
Kuwait (KSE)	9,352.9	-0.2%	18.2	19.3%
Qatar (QE)	10,955.3	-0.9%	12.1	3.6%
Oman (MSM)	5,188.7	0.1%	1.5	13.4%
Bahrain (BHBX)	1,950.7	0.1%	14.5	-1.8%
Egypt (EGX)	14,617.9	0.1%	31.6	30.3%
Lebanon (BSX)	2,041.5	-0.0%	N/A	-22.3%
Morocco (MASI)	18,371.2	-3.4%	18.6	24.4%

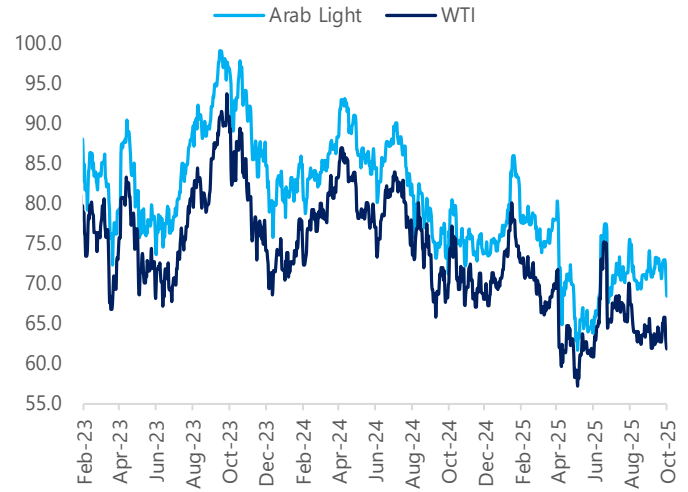
Interest Rates

	Last Close	DoD Δ	MTD Δ	YTD Δ
KSA SAIBOR 3M	5.12	0 bps	0 bps	(42) bps
KSA SAIBOR 6M	5.28	(5) bps	(5) bps	(18) bps
SOFR 3M	4.35	(0) bps	(0) bps	(34) bps
SOFR 6M	4.37	(0) bps	(0) bps	(66) bps

Currency (Per USD)

	Last Close	%Δ	MTD %Δ	YTD %Δ
SAR	3.75	0.0%	0.0%	-0.1%
GBP	0.74	-0.2%	-0.2%	-7.1%
EUR	0.85	0.0%	0.0%	-11.8%
JPY	147.07	-0.6%	-0.6%	-6.4%
CHF	0.80	0.1%	0.1%	-12.2%
CNY	7.12	0.0%	0.0%	-2.4%

Global Oil Price (USD/bbl)



Source: Bloomberg

For any feedback on our reports, please contact: research@anbcapital.com.sa

Disclaimer

The document has been prepared by anb capital. The information contained in this document was obtained from several sources such as Bloomberg, Reuters, SAMA, IMF, IEA, OPEC, Tadawul, and other national and international agencies. anb capital have exerted their best efforts to acquire data and information from reliable sources. However, anb capital do not guarantee the accuracy of the data or information contained in this report. Therefore, anb capital make no representation, whether expressed or implied, concerning the accuracy and completeness of any information contained in this report. This report is not intended to provide personal investment advice, nor does it give any recommendations to buy or to sell any securities or any type of investment product. anb capital shall not be liable for any direct or indirect consequences resulting from the use of the information in this document. anb capital is a Saudi Closed Joint Stock Company with paid up capital of SAR 1,000 mn and is licensed by the Capital Market Authority of Saudi Arabia under license number 07072-37 and Unified Number 7001548267, with its head office at 3581 Al Mouyyad AL Jadid, Al Murabba, PO Box 220009, Riyadh 11311, Saudi Arabia, telephone number 800 124 0055.