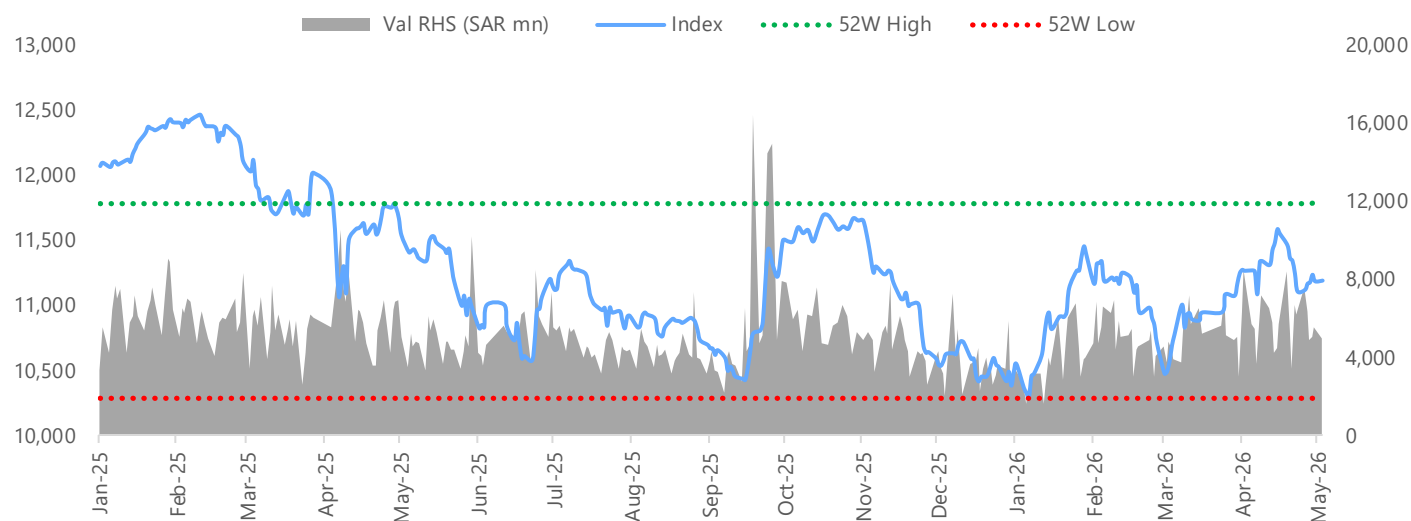


# Daily Market Watch

Monday, May 4, 2026

Main Market TASI									Nomu Market								
Last Close			Value Traded (SR bn)			Index Performance			Last Close			Value Traded (SR mn)			Index Performance		
▲ 11,192.84			▼ 4.3			▲ 6.7% YTD			▲ 22,938.40			▲ 23.7			▼ -1.5% YTD		
DoD	MTD	YTD	DoD	3M	6M	1Y	3Y	5Y	DoD	MTD	YTD	DoD	3M	6M	1Y	3Y	5Y
0.0%	0.0%	6.7%	-39.0%	31.1%	-9.2%	-3.0%	1.1%	8.6%	0.2%	0.2%	-1.5%	19.7%	-4.5%	-38.1%	-18.5%	11.0%	-6.5%

## TASI Performance



## Markets Performance/News

- Asian shares edged higher on Monday morning as investors drew comfort from signs of patchy progress in settling the Middle East conflict at the start of a week packed with earnings and key economic data. Hang Seng rose 1.7%, while MSCI AC Asia Pacific index rose 2.2%. (Reuters)
- TASI remained flat, up by 5.2 points, to close at 11,192.84. Trading value decreased by 39.0% compared to the previous session. The Software and Services sector recorded the highest gain, rising 3.0%. Among the top performers, Red Sea International Co. (REDSEA AB) and Saudi Enaya Cooperative Insurance Co. (ENAYA AB) increased by 10.0% each, while Saudi Industrial Investment Group (SIIG AB) rose 8.2%. (Tadawul)

## Major Economic/Sector News

- The seven member countries of OPEC+, namely Saudi Arabia, Russia, Iraq, Kuwait, Kazakhstan, Algeria, and Oman, decided to raise production by 188,000 barrels per day (bpd) starting from June. The move is part of the gradual unwinding of a voluntary cut totaling 1.65 mn bpd announced in April 2023. (Argaam)
- The Ministry of Industry and Mineral Resources issued 1,660 new industrial licenses in 2025 at a total investment value of SAR 76.1 bn. Meanwhile, a total of 1,201 new factories began operation during the year, with investments exceeding SAR 31 bn. The total number of outstanding factories in the Kingdom until 2025-end reached about 12,946, while the total number of workers at the licensed industrial facilities amounted to 903,550, with 31% Saudization rate. (Argaam)

## Major Corporate News

### Result Announcements

Company	TASI Code	Bloomberg Code	Net Profit (SAR mn)		Change YoY		Consensus	Variance
			1Q26	1Q25	SAR mn	%	SAR mn	%
ALDAWAA*	4163	ALDAWAA AB	321.8	351.4	-29.7	-8.4	358.0	-10.1
RASAN	8313	RASAN AB	88.3	30.0	58.3	194.3	-	-
MAADEN	1211	MAADEN AB	1,635.8	1,550.0	85.8	5.5	1,694.0	-3.4
ALRAJHI TAKAFUL	8230	ARCCI AB	113.5	90.8	22.7	25.0	-	-

\*For 2025

Result Announcements

Company	TASI Code	Bloomberg Code	Net Profit (SAR mn)		Change YoY		Consensus	Variance
			1Q26	1Q25	SAR mn	%	SAR mn	%
EPCCO	3080	EACCO AB	72.0	62.0	10.0	16.1	50.0	44.1
ALMAJDIAH	4326	ALMAJDIAH AB	38.7	101.9	-63.2	-62.1	-	-
ALSAIF GALLERY	4192	ALSAIF AB	38.3	35.2	3.2	9.0	-	-
SAUDI GERMAN HEALTH	4009	MEH AB	25.7	160.1	-134.4	-84.0	38.8	-33.7
WALAA	8060	WALAA AB	16.2	-68.0	84.1	-	-	-
NOFOTH	2288	NOFOTH AB	14.3	20.2	-5.9	-29.2	-	-
ALUJAIN	2170	ALCO AB	12.2	-17.2	29.4	-	13.7	-10.8
ALSAGR INSURANCE	8180	SAGR AB	1.0	-17.9	18.9	-	-	-
HERFY FOODS	6002	HERFY AB	-3.9	-18.6	14.7	-79.0	-8.0	51.3

Source: Tadawul, Bloomberg

- BinDawood Holding Co. (BINDAWOO AB) obtained the non-objection approval of the General Authority for Competition (GAC) for completing the economic concentration transaction related to its acquisition of a 51% stake in Vaza Food Co. BinDawood will invest SAR 217.9 mn through the acquisition for the 51% stake. (Argaam)
- Shalfa Facilities Management Co. (SHALFA AB) has received a project award from the Ministry of Tourism Saudi Arabia for the operation, maintenance, and cleaning of the Ministry's complex buildings and the main warehouse in Riyadh. The project value is SAR 61.2 mn. (Tadawul)
- Patrick Stillhart, CEO of Saudia Dairy and Foodstuff Co. (SADAFCO AB), expects continued stable and balanced performance over the coming period, driven by continued demand across core categories, in addition to momentum in high-impact channels. Stillhart added that demand remained stable across core categories during the 1Q26, underpinned by seasonal consumption during the holy month of Ramadan, in addition to continued growth in e-commerce, food service, and export channels. (Argaam)
- The Saudi Investment Bank (SIBC AB) announced the completion of the offer and settlement of SAR-denominated Additional Tier 1 (AT1) sukuk, worth SAR 1.85 bn. The sukuks shall carry a 6.50% fixed return per annum, paid semi-annually. (Argaam)

Event Calendar

Date	Company	Event
04-May-26	Saudi Tadawul Group Holding Co.	Cash Dividend Distribution (SAR 2.30/sh)
04-May-26	Jadwa REIT Saudi Fund	Eligibility for Dividend (SAR 0.20/sh)
04-May-26	Miral Dental Clinics Co.	Eligibility for Dividend (SAR 3.00/sh)
04-May-26	National Medical Care Co.	Eligibility for Dividend (SAR 3.00/sh)
04-May-26	National Medical Care Co.	Ordinary Assembly Meeting
04-May-26	Canadian Medical Center Co.	Extraordinary General Meeting
04-May-26	Mouwasat Medical Services Co.	Eligibility for Dividend (SAR 1.13/sh)
04-May-26	Mouwasat Medical Services Co.	Ordinary Assembly Meeting
04-May-26	Zahrat Al Waha for Trading Co.	Ordinary Assembly Meeting

Source: Argaam, Bloomberg

Economic Calendar

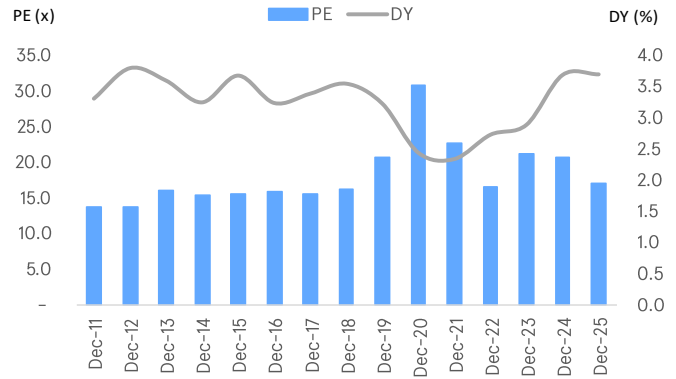
Date	Event	Prior	Actual
04-May-26	KSA Budget Balance (SAR)	-94.9B	-
04-May-26	US Factory Orders MoM	0.0%	0.5%

Source: Argaam, Bloomberg, Investing.com

TASI Intraday Performance



Historical Tadawul PE and DY



Top Performers – Sectors

	Last Close	%Δ	Forward P/E (x) *	YTD %Δ
Software & Svc.	51,295.3	3.0%	19.3	-11.8%
Media & Ent.	11,682.3	1.5%	50.7	-27.9%
Transportation	4,472.0	1.0%	15.7	-9.4%
Comm. & Prof. Svc	3,703.0	1.0%	15.3	-8.2%
Financial Services	5,230.7	1.0%	22.8	-3.2%

Top Laggards – Sectors

	Last Close	%Δ	Forward P/E (x) *	YTD %Δ
Household & Personal	4,937.8	-2.3%	N/A	8.1%
Healthcare	9,416.6	-2.1%	22.9	-4.6%
Energy	5,266.4	-1.0%	15.0	15.9%
Telecom	8,765.8	-0.9%	14.4	0.0%
Con Stap, Dist & Ret.	5,979.5	-0.3%	16.0	4.8%

Top Performers – Companies

	Last Close	%Δ	Vol (mn)	Val (SAR mn)
Red Sea International	27.0	10.0%	2.1	55.0
ENAYA	10.4	10.0%	1.3	13.4
SIIG	15.1	8.2%	8.3	125.4
ABO MOATI	44.7	6.6%	0.9	42.2
GAS	15.7	6.2%	2.1	33.1

Top Laggards – Companies

	Last Close	%Δ	Vol (mn)	Val (SAR mn)
PETRO RABIGH	14.1	-4.9%	5.8	83.0
NASEEJ	24.7	-4.5%	0.4	10.8
SULAIMAN ALHABIB	232.0	-4.3%	0.5	125.9
MIS	173.7	-3.0%	0.0	6.7
Ataa Educational	55.0	-2.3%	0.0	1.5

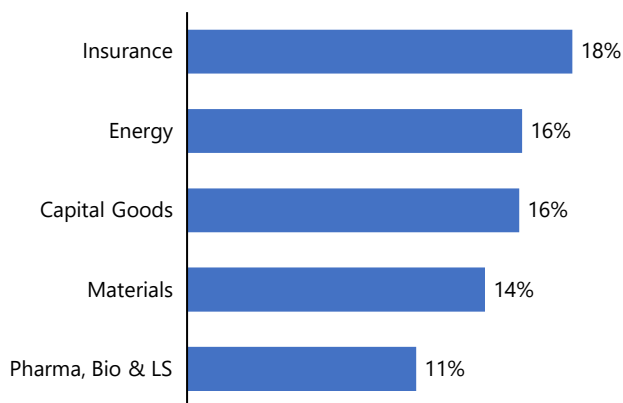
Value Leaders – Companies

	Last Close	%Δ	Vol (mn)	Val (SAR mn)
Al Rajhi Bank	68.8	0.3%	3.2	220.3
Aramco	27.5	-0.9%	6.3	172.9
SULAIMAN ALHABIB	232.0	-4.3%	0.5	125.9
SIIG	15.1	8.2%	8.3	125.4
SAUDI KAYAN	6.0	-0.2%	19.9	120.7

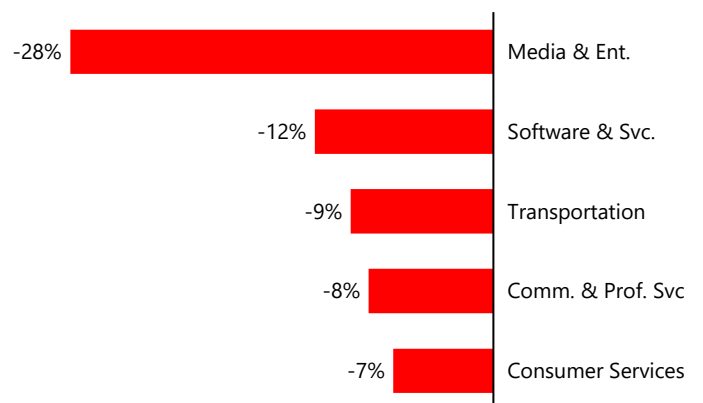
Volume Leaders – Companies

	Last Close	%Δ	Vol (mn)	Val (SAR mn)
Americana Res. Int PLC	2.0	-0.5%	20.0	40.8
SAUDI KAYAN	6.0	-0.2%	19.9	120.7
BATIC	2.3	2.6%	15.0	35.0
Baan	2.0	1.5%	9.3	18.4
Sadr Logistics	2.8	3.3%	8.4	23.6

Top Performers – Sectors YTD Performance



Top Laggards – Sectors YTD Performance



Source: Bloomberg

Source: Bloomberg

\*Sourced from Bloomberg, based on earnings estimation for 2026.

**International Markets**

	Last Close	%Δ	Forward P/E (x)*	YTD %Δ
MSCI (World)	4,674.3	0.3%	20.0	5.5%
MSCI (EM)	1,601.4	0.1%	12.1	14.0%
US (S&P500)	7,230.1	0.3%	21.8	5.6%
Nasdaq (CCMP Index)	25,114.4	0.9%	10.4	8.1%
UK (FTSE 100)	10,363.9	-0.1%	13.1	4.4%
EURO (STOXX 600)	611.6	1.4%	15.1	3.3%
GER (DAX)	24,292.4	1.4%	15.8	-0.8%
JAP (NIKKEI 225)	59,513.1	0.4%	23.4	18.2%
CHN (SHCOMP)	4,112.2	0.1%	14.4	3.6%
Hong Kong (HSI)	25,776.5	-1.3%	11.5	0.6%

**Regional Markets**

	Last Close	%Δ	Forward P/E (x)*	YTD %Δ
Saudi (TASI)	11,192.8	0.0%	14.8	6.7%
Dubai (DFM)	5,766.9	0.0%	9.9	-4.6%
Abu Dhabi (ADX)	9,789.5	0.1%	10.9	-2.0%
Kuwait (KSE)	9,435.1	0.6%	13.5	-0.7%
Qatar (QE)	10,533.4	0.4%	12.1	-2.1%
Oman (MSM)	8,360.9	-0.1%	15.1	42.5%
Bahrain (BHBX)	1,972.1	0.2%	6.4	-4.6%
Egypt (EGX)	19,943.5	1.8%	52.2	14.4%
Lebanon (BSX)	1,799.3	-0.8%	N/A	-8.5%
Morocco (MASI)	18,583.5	-0.6%	19.2	-1.4%

**Commodity Price**

	Last Close	%Δ	MTD %Δ	YTD %Δ
WTI (USD/bbl)	101.9	-3.0%	-3.0%	77.5%
Brent (USD/bbl)	108.2	-5.1%	-5.1%	77.8%
US Natural Gas (USD/mmbtu)	2.8	0.5%	0.5%	-24.6%
Gold (USD/oz)	4,614.2	-0.1%	-0.1%	6.8%
Silver (USD/oz)	75.4	2.2%	2.2%	5.2%
Naphtha (USD/ton)	954.1	1.9%	1.9%	89.0%
Ethylene (USD/ton)	1,415.0	0.0%	0.0%	93.8%
Urea (USD/ton)	907.5	0.0%	0.0%	131.2%
Sugar (USD/ton)	15.0	2.5%	2.5%	-0.4%
Wheat (USD/ton)	624.5	0.1%	0.1%	23.2%
Cotton (USD/lb)	81.9	2.5%	2.5%	27.4%
Aluminum (USD/ton)	3,522.0	1.4%	1.4%	17.6%

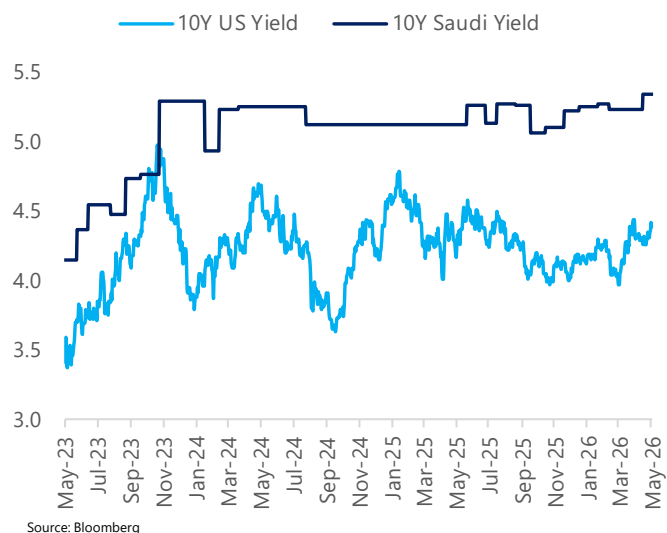
**Interest Rates**

	Last Close	DoD Δ	MTD Δ	YTD Δ
KSA SAIBOR 3M	4.67	(3) bps	(3) bps	(19) bps
KSA SAIBOR 6M	5.19	(7) bps	(7) bps	(4) bps
SOFR 3M	3.67	(0) bps	(0) bps	(34) bps
SOFR 6M	3.77	(0) bps	(0) bps	(43) bps

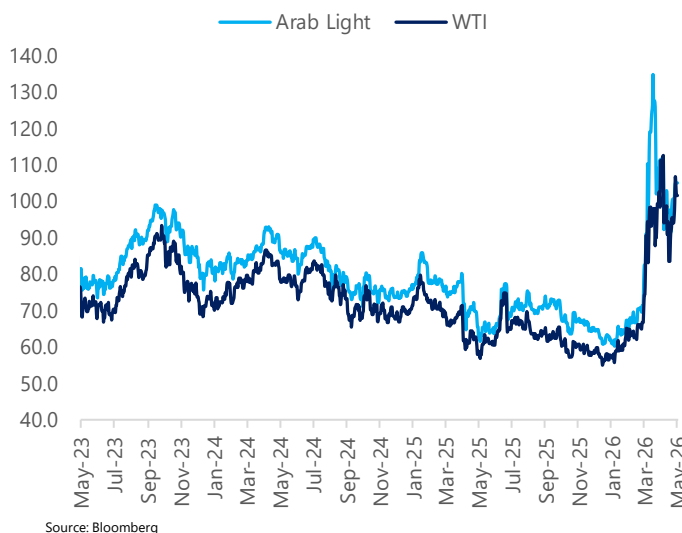
**Currency (Per USD)**

	Last Close	%Δ	MTD %Δ	YTD %Δ
SAR	3.75	0.0%	0.0%	0.0%
GBP	0.74	0.2%	0.2%	-0.8%
EUR	0.85	0.1%	0.1%	0.2%
JPY	157.01	0.3%	0.3%	0.2%
CHF	0.78	0.1%	0.1%	-1.3%
CNY	6.83	0.0%	0.0%	-2.3%

**Bond Yield Rates (%)**



**Global Oil Price (USD/bbl)**



\*Sourced from Bloomberg, based on earnings estimation for 2026.

For any feedback on our reports, please contact: [research@anbcapital.com.sa](mailto:research@anbcapital.com.sa)

**Disclaimer**

The document has been prepared by anb capital. The information contained in this document was obtained from several sources such as Bloomberg, Reuters, SAMA, IMF, IEA, OPEC, Tadawul, and other national and international agencies. anb capital have exerted their best efforts to acquire data and information from reliable sources. However, anb capital do not guarantee the accuracy of the data or information contained in this report. Therefore, anb capital make no representation, whether expressed or implied, concerning the accuracy and completeness of any information contained in this report. This report is not intended to provide personal investment advice, nor does it give any recommendations to buy or to sell any securities or any type of investment product. anb capital shall not be liable for any direct or indirect consequences resulting from the use of the information in this document. anb capital is a Saudi Closed Joint Stock Company with paid up capital of SAR 1,000 mn and is licensed by the Capital Market Authority of Saudi Arabia under license number 07072-37 and Unified Number 7001548267, with its head office at 3581 Al Mouyyad AL Jadid, Al Murabba, PO Box 220009, Riyadh 11311, Saudi Arabia, telephone number 800 124 0055.