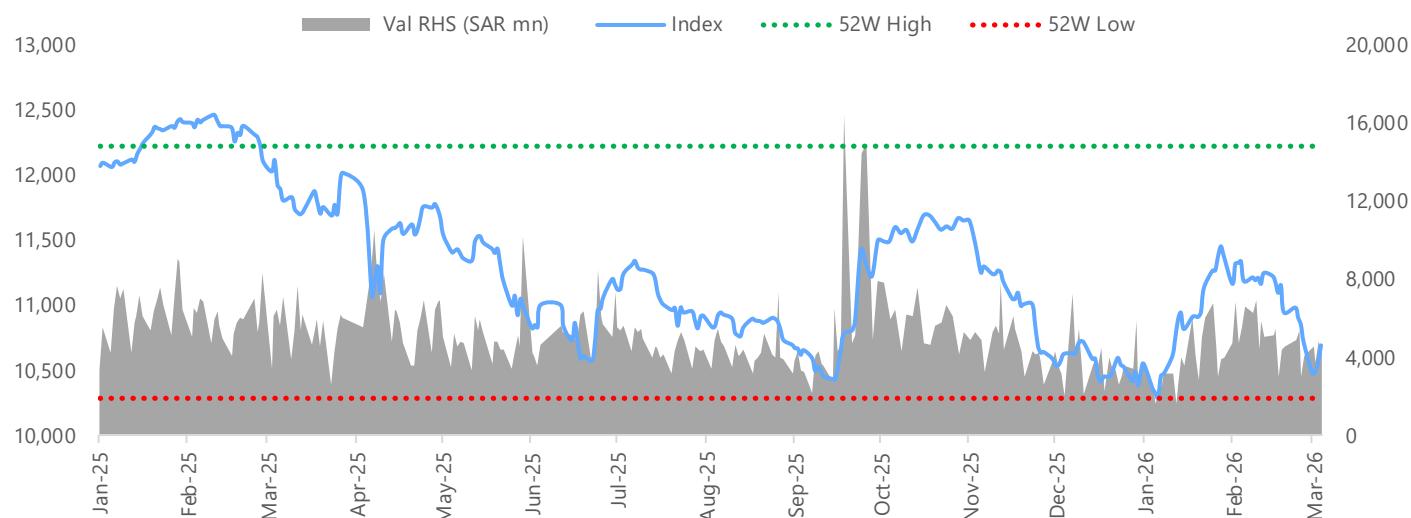


Daily Market Watch

Thursday, March 5, 2026

Main Market TASI						Nomu Market											
Last Close			Value Traded (SAR bn)			Index Performance			Last Close			Value Traded (SAR mn)			Index Performance		
▲ 10,692.69			▲ 6.5			▲ 1.9% YTD			▲ 22,382.53			▼ 15.2			▼ -3.9% YTD		
DoD	MTD	YTD	DoD	3M	6M	1Y	3Y	5Y	DoD	MTD	YTD	DoD	3M	6M	1Y	3Y	5Y
1.2%	-0.2%	1.9%	14.1%	-17.4%	-6.1%	-10.4%	4.0%	15.7%	0.4%	-1.8%	-3.9%	-2.5%	-42.9%	-21.2%	-29.0%	17.1%	-13.6%

TASI Performance



Markets Performance/News

- US stocks closed up on Wednesday, after a news report that Iran had signaled openness to talks and a pledge by President Donald Trump to steady oil markets calmed investor anxiety about the Middle East tensions. The Nasdaq gained 1.3%, while S&P 500 and Dow Jones ended up 0.8% and 0.5%, respectively. Asian equities rebounded on Thursday morning, as markets regained composure following a surge in volatility sparked by the Middle East conflict. The Nikkei 225 rose 1.7%, while CSI 300 and Hang Seng increased 1.3% and 0.9%, respectively. (Reuters, Bloomberg)
- TASI gained 1.2% (127.0 points) to close at 10,692.69. Trading value increased by 14.1% compared to the previous session. The Media and Entertainment sector was the top performer, gaining 7.6%. Among the top advancers, Alujain Corp. (ALCO AB) and Saudi Research and Media Group (RESEARCH AB) surged 10.0% each, while Saudi Printing and Packaging Co. (SPPC AB) rose 9.9%. (Tadawul)

Major Economic/Sector News

- Moody's Ratings expects the short-term credit impact of the Iran conflict on insurance companies in the Gulf Cooperation Council (GCC) region to be limited, although risks would increase if the disruption persists. (Argaam)
- Tadawul and the Securities Depository Center (Edaa) published the draft amended rules for multi-class listings for public consultation. The proposed amendments are aimed at developing the regulatory framework governing multi-class listings, in alignment with the Companies Law and the Implementing Regulations of Companies Law. It added that the amendments also introduce provisions enabling issuers to convert between share types and classes. (Argaam)

Major Corporate News

Result Announcements

Company	TASI Code	Bloomberg Code	Net Profit (SAR mn)		Change YoY		Consensus	Variance
			2025	2024	SAR mn	%	SAR mn	%
DALLAH HEALTH	4004	DALLAH AB	538.3	471.2	67.1	14.2	545.6	-1.3
CATRION	6004	CATERING AB	313.6	352.8	-39.1	-11.1	335.5	-6.5
JABAL OMAR	4250	JOMAR AB	2,392.8	200.1	2,192.7	1,095.9	-	-

Result Announcements

Company	TASI Code	Bloomberg Code	Net Profit (SAR mn)		Change YoY		Consensus	Variance
			2025	2024	SAR mn	%	SAR mn	%
GAS	4146	GAS AB	150.8	114.0	36.8	32.3	144.0	4.7
UCIC	1323	UCIC AB	79.1	124.7	-45.6	-36.5	-	-
WATANI STEEL	9513	WATANI AB	-14.9	9.9	-24.7	-	-	-
HERFY FOODS	6002	HERFY AB	-77.5	-116.5	39.0	-33.5	-	-

Source: Tadawul, Bloomberg

- SAL Saudi Logistics Services Co. (SAL AB) has signed a Sale and Purchase Agreement to acquire 100% of the share capital of Aviapartner Liège from the sellers for cash consideration. The total value of the acquisition amounts to USD 28 mn (approximately SAR 123 mn) on a cash-free and debt-free basis. The Company expects the acquisition to positively impact its financial performance in the long-term following completion and consolidation of the acquired company's results. (Tadawul)
- Al Moammar Information Systems Co. (MIS AB) announced a 12-month contract signing with HUMAIN, valued at more than 155% of the company's 2024 revenue (including VAT). The contract is expected to have a positive financial impact starting from 2Q26. (Tadawul)
- Service Equipment Co. (SERVICEE AB) signed a three-year lease agreement with Omar Abubakr Balubaid Co. Ltd. to rent a 2,500-meter warehouse at a total rental value of SAR 862,500, inclusive of VAT. The financial impact will be recognized under lease liabilities and reflected in the company's financial statements for the 1H26. (Argaam)
- National Company for Learning & Education (NCLE AB) signed an investment agreement with the Royal Commission for Al-Ula to renovate, refurbish, and operate an educational complex in Al-Ula. The contract term is 10 years starting July 31, renewable for an additional 10 years upon mutual agreement. The financial impact is expected to begin in 1Q26/1Q27, with operations commencing in the 2026/2027 academic year and an estimated capacity of 600 students. (Argaam)
- Saudi Basic Industries Corp.'s (SABIC AB) future performance will depend on several key factors, most notably monetary policy easing, greater geopolitical stability, and stronger global economic growth, said Abdulrahman Al-Fageeh, SABIC CEO. He expects the electricals and electronics segments to improve in 1Q26. He added that the company has activated precautionary measures to manage export operations and mitigate potential risks. He added that SABIC launched a transformation program targeting USD 3 bn in gains by 2029 and a portfolio optimization plan, including divestments in Europe and the Americas. (Argaam)
- Alkhorayef Water and Power Technologies Co. (AWPT AB) won a contract worth SAR 93.59 mn (excluding VAT) from Jeddah Municipality for the operation & cleaning of stormwater and surface water networks in Airport sub-municipality 20043-(MA). It is expected to have a financial impact during the 2Q26. (Argaam)
- Al Ashghal Al Moysra Co. (ALASHGHA AB) announced a 36-month project with the Ministry of National Guard. The project is valued at SAR 18.0 mn, including VAT, and is expected to have a positive financial impact in 2026, 2027, and 2028. (Argaam)

Event Calendar

Date	Company	Event
05-Mar-26	Bupa Arabia for Cooperative Insurance Co.	Extraordinary General Meeting
05-Mar-26	Saudi Company for Hardware	Extraordinary General Meeting

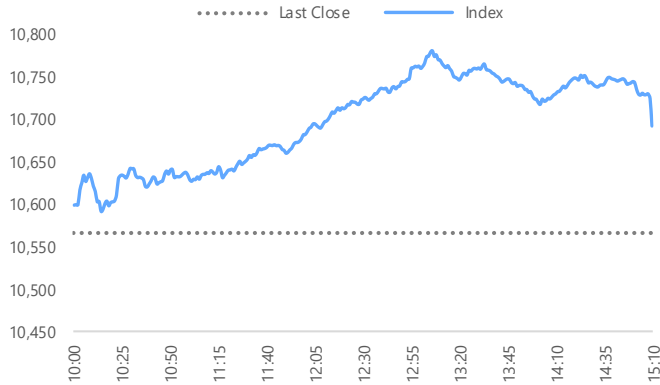
Source: Argaam, Bloomberg

Economic Calendar

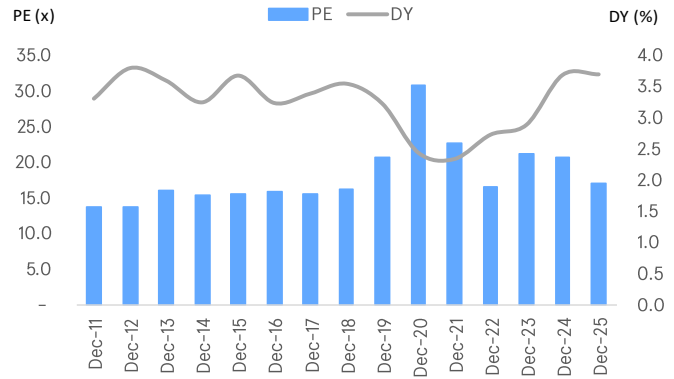
Date	Event	Prior	Estimation
05-Mar-26	KSA Official Reserve Assets	1,784.5B	-
05-Mar-26	US Initial Jobless Claims	212.0K	215.0K

Source: Argaam, Bloomberg, Investing.com

TASI Intraday Performance



Historical Tadawul PE and DY



Top Performers – Sectors

	Last Close	%Δ	Forward P/E (x) *	YTD %Δ
Media & Ent.	11,795.5	7.6%	51.2	-27.2%
Software & Svc.	45,279.7	4.7%	13.9	-22.1%
Healthcare	9,204.7	3.8%	21.7	-6.7%
Pharma, Bio & LS	4,238.5	3.7%	18.2	-3.1%
Consumer Services	3,180.1	3.6%	20.8	-9.7%

Top Laggards – Sectors

	Last Close	%Δ	Forward P/E (x) *	YTD %Δ
Energy	4,965.8	-2.2%	18.8	9.3%
REITs	2,937.8	0.8%	N/A	0.6%
Food & Beverages	4,087.7	0.9%	13.0	-6.0%
Telecom	8,570.7	1.0%	12.8	-2.2%
Banks	12,746.3	1.2%	10.2	4.0%

Top Performers – Companies

	Last Close	%Δ	Vol (mn)	Val (SAR mn)
Alujain Corp.	24.3	10.0%	1.3	31.1
SRMG	79.0	10.0%	0.2	17.4
SPPC AB	7.1	9.9%	0.4	2.4
Arabian Pipes	4.7	9.8%	4.5	20.3
Saudi Chemical	7.8	9.1%	10.1	77.2

Top Laggards – Companies

	Last Close	%Δ	Vol (mn)	Val (SAR mn)
Aramco	26.1	-2.3%	23.9	633.9
Emaar Economic City	8.5	-2.0%	0.8	6.6
Gulf Union Alahlia	9.3	-1.9%	0.2	1.9
GASCO	80.5	-1.9%	0.2	20.3
Banque Saudi Fransi	18.9	-1.8%	3.6	69.2

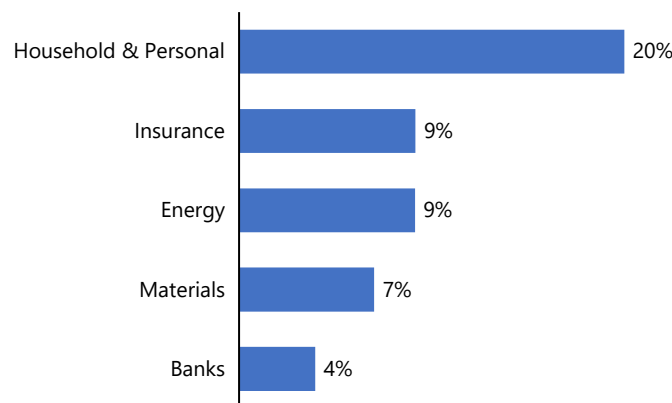
Value Leaders – Companies

	Last Close	%Δ	Vol (mn)	Val (SAR mn)
Aramco	26.1	-2.3%	23.9	633.9
Al Rajhi Bank	99.3	1.3%	5.5	547.0
Saudi National Bank	40.7	1.4%	9.4	381.5
Alinma Bank	28.0	2.3%	11.1	310.1
SABIC Agri-Nutrients	129.8	2.2%	1.7	225.7

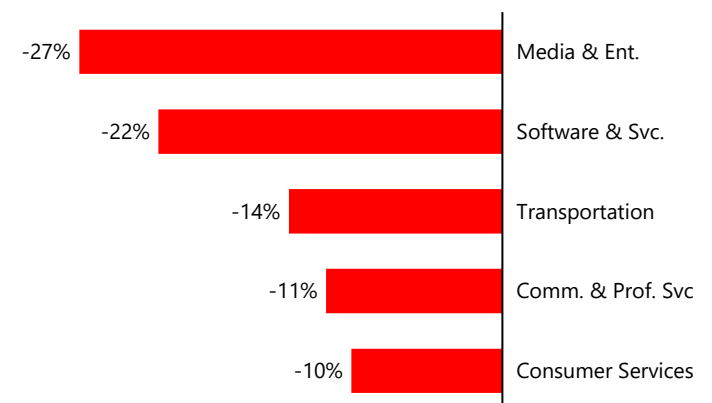
Volume Leaders – Companies

	Last Close	%Δ	Vol (mn)	Val (SAR mn)
Americana Res. Int PLC	2.0	2.6%	60.9	119.3
Aramco	26.1	-2.3%	23.9	633.9
Jabal Omar	14.9	6.0%	12.4	185.3
Alinma Bank	28.0	2.3%	11.1	310.1
Saudi Chemical	7.8	9.1%	10.1	77.2

Top Performers – Sectors YTD Performance



Top Laggards – Sectors YTD Performance



Source: Bloomberg

Source: Bloomberg

*Sourced from Bloomberg, based on earnings estimation for 2026.

International Markets

	Last Close	%Δ	Forward P/E (x)*	YTD %Δ
MSCI (World)	4,487.5	0.7%	17.6	1.3%
MSCI (EM)	1,472.0	-3.6%	12.9	4.8%
US (S&P500)	6,869.5	0.8%	19.0	0.4%
Nasdaq (CCMP Index)	22,807.5	1.3%	21.6	-1.9%
UK (FTSE 100)	10,567.7	0.8%	14.2	6.4%
EURO (STOXX 600)	612.7	1.4%	14.2	3.5%
GER (DAX)	24,205.4	1.7%	13.8	-1.2%
JAP (NIKKEI 225)	54,245.5	-3.6%	20.6	7.8%
CHN (SHCOMP)	4,082.5	-1.0%	14.0	2.9%
Hong Kong (HSI)	25,249.5	-2.0%	11.0	-1.5%

Regional Markets

	Last Close	%Δ	Forward P/E (x)*	YTD %Δ
Saudi (TASI)	10,692.7	1.2%	14.9	1.9%
Dubai (DFM)	6,197.2	-4.7%	11.9	2.5%
Abu Dhabi (ADX)	10,251.6	-1.9%	N/A	2.6%
Kuwait (KSE)	9,015.3	-0.5%	11.9	-5.1%
Qatar (QE)	10,588.9	0.8%	10.3	-1.6%
Oman (MSM)	7,284.2	0.4%	12.6	24.2%
Bahrain (BHBX)	2,005.4	-1.3%	6.5	-3.0%
Egypt (EGX)	17,053.0	0.7%	22.4	-2.1%
Lebanon (BSX)	1,804.3	-0.2%	N/A	-8.2%
Morocco (MASI)	16,655.6	1.6%	16.3	-11.6%

Commodity Price

	Last Close	%Δ	MTD %Δ	YTD %Δ
WTI (USD/bbl)	74.7	0.1%	11.4%	30.0%
Brent (USD/bbl)	81.4	0.0%	12.3%	33.8%
US Natural Gas (USD/mmbtu)	2.9	-4.5%	2.0%	-20.9%
Gold (USD/oz)	5,140.4	1.0%	-2.6%	19.0%
Silver (USD/oz)	83.6	1.9%	-10.9%	16.6%
Naphtha (USD/ton)	672.3	0.4%	19.2%	33.2%
Ethylene (USD/ton)	715.0	0.0%	3.6%	-2.1%
Urea (USD/ton)	490.0	0.0%	0.0%	24.8%
Sugar (USD/ton)	13.7	-1.4%	-4.0%	-8.5%
Wheat (USD/ton)	566.8	-1.0%	-4.1%	11.8%
Cotton (USD/lb)	64.2	0.2%	-2.2%	-0.2%
Aluminum (USD/ton)	3,342.5	2.8%	6.4%	11.6%

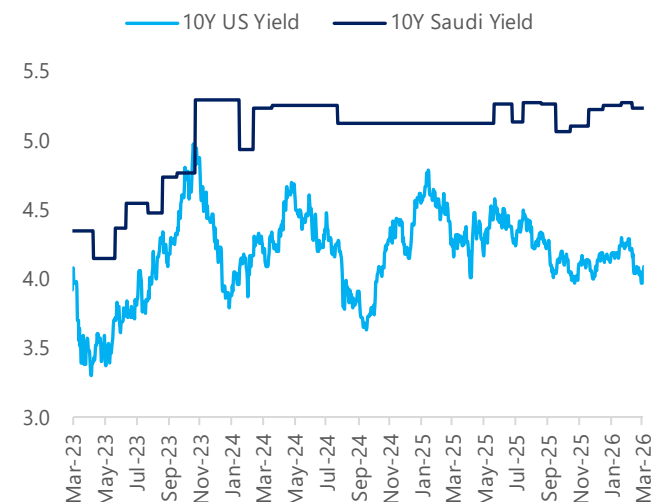
Interest Rates

	Last Close	DoD Δ	MTD Δ	YTD Δ
KSA SAIBOR 3M	4.73	(5) bps	(15) bps	(12) bps
KSA SAIBOR 6M	5.27	1 bps	17 bps	4 bps
SOFR 3M	3.71	(0) bps	(2) bps	(30) bps
SOFR 6M	3.96	(0) bps	(2) bps	(24) bps

Currency (Per USD)

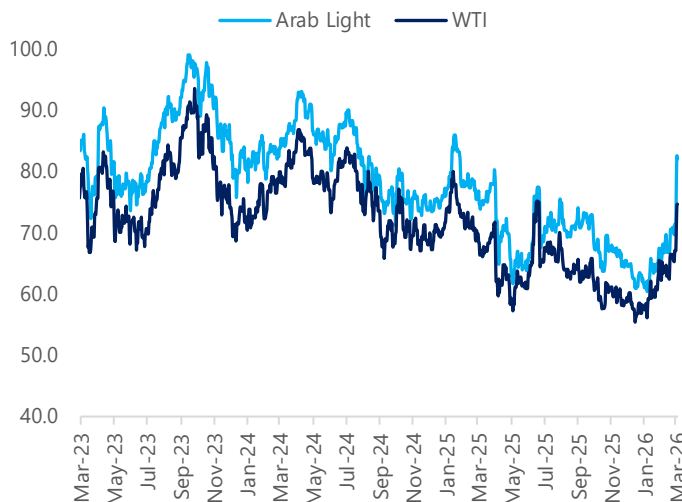
	Last Close	%Δ	MTD %Δ	YTD %Δ
SAR	3.75	0.0%	0.1%	0.1%
GBP	0.75	-0.1%	0.8%	0.7%
EUR	0.86	-0.2%	1.5%	1.0%
JPY	157.06	-0.4%	0.6%	0.2%
CHF	0.78	-0.4%	1.3%	-1.7%
CNY	6.90	-0.3%	0.5%	-1.3%

Bond Yield Rates (%)



Source: Bloomberg

Global Oil Price (USD/bbl)



Source: Bloomberg

*Sourced from Bloomberg, based on earnings estimation for 2026.

For any feedback on our reports, please contact: research@anbcapital.com.sa

Disclaimer

The document has been prepared by anb capital. The information contained in this document was obtained from several sources such as Bloomberg, Reuters, SAMA, IMF, IEA, OPEC, Tadawul, and other national and international agencies. anb capital have exerted their best efforts to acquire data and information from reliable sources. However, anb capital do not guarantee the accuracy of the data or information contained in this report. Therefore, anb capital make no representation, whether expressed or implied, concerning the accuracy and completeness of any information contained in this report. This report is not intended to provide personal investment advice, nor does it give any recommendations to buy or to sell any securities or any type of investment product. anb capital shall not be liable for any direct or indirect consequences resulting from the use of the information in this document. anb capital is a Saudi Closed Joint Stock Company with paid up capital of SAR 1,000 mn and is licensed by the Capital Market Authority of Saudi Arabia under license number 07072-37 and Unified Number 7001548267, with its head office at 3581 Al Mouyyad AL Jadid, Al Murabba, PO Box 220009, Riyadh 11311, Saudi Arabia, telephone number 800 124 0055.