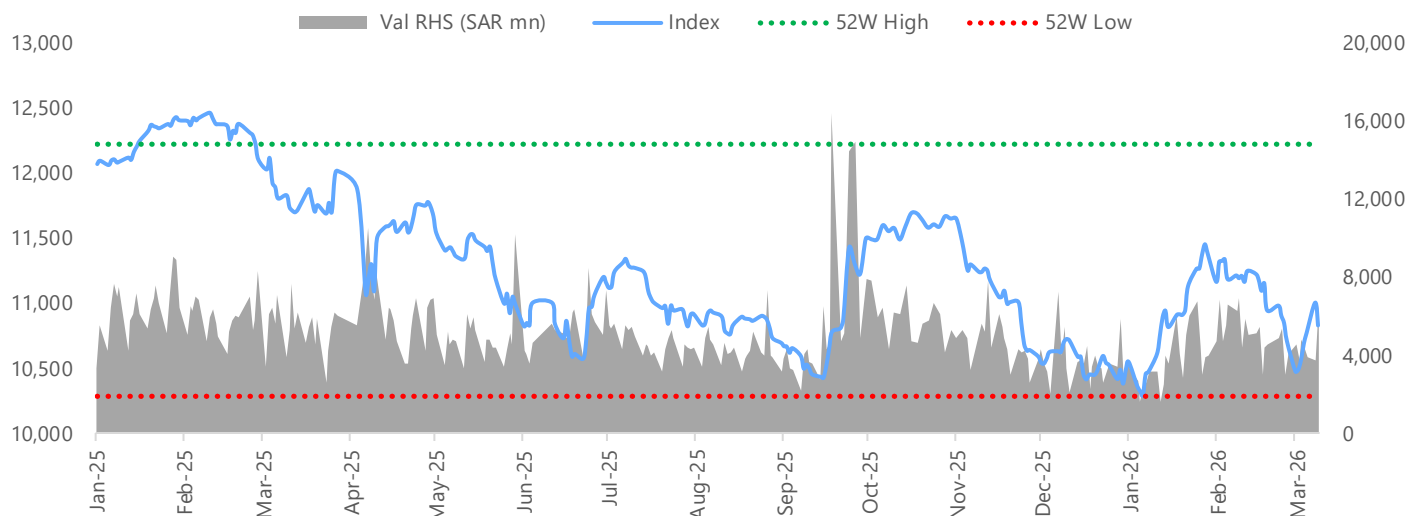


Daily Market Watch

Tuesday, March 10, 2026

Main Market TASI						Nomu Market											
Last Close			Value Traded (SAR bn)			Index Performance			Last Close			Value Traded (SAR mn)			Index Performance		
▼ 10,830.73			▲ 7.1			▲ 3.2% YTD			▼ 22,277.16			▲ 38.5			▼ -4.4% YTD		
DoD	MTD	YTD	DoD	3M	6M	1Y	3Y	5Y	DoD	MTD	YTD	DoD	3M	6M	1Y	3Y	5Y
-1.6%	1.1%	3.2%	26.7%	-15.1%	-3.6%	-8.5%	3.5%	14.3%	-1.5%	-2.3%	-4.4%	232.3%	-40.1%	-22.5%	-28.9%	17.2%	-15.0%

TASI Performance



Markets Performance/News

- US stocks rebounded on Monday as President Donald Trump signaled the Iran war may be nearing an end, boosting investor sentiment. The S&P 500 rose 0.8%, while Nasdaq and Dow Jones closed up 1.4% and 0.5%, respectively. Asian stocks also climbed on Tuesday morning, with CSI 300 increasing 1.1%. Nikkei 225 was up 1.7%, while Hang Seng rose 1.6%. (Bloomberg)
- TASI fell 1.6% (-176.5 points), closing at 10,830.73. Trading value experienced an increase of 26.7% compared to the previous session. The Financial Services sector witnessed the most decline, contracting 3.4%. Among the top laggards, MBC Group Co. (MBCGROUP AB) decreased 8.5%, followed by Nayifat Finance Co. (NAYIFAT AB) with a 7.0% downtick, while United International Transportation Co. (BUDGET AB) fell 6.9%. (Tadawul)

Major Economic/Sector News

- Saudi Arabia's real GDP grew by 5% YoY in 4Q25 as per the General Authority for Statistics (GASTAT). The full-year GDP increased by 4.5% compared with 2024. All economic activities recorded YoY growth, with oil and non-oil activities widening by 10.8% and 4.3%, respectively, while government activities declined by 1.2%. (Argaam)
- Saudi ports reported a 20.9% increase in cargo throughput tonnage to 667,880 TEUs in February. The Saudi Ports Authority (MAWANI) said that transshipment containers were up by 28.1% to 155,330 TEUs compared to a year earlier. The number of inbound containers increased by 26.2% to reach 272,210 in February, while the number of outbound containers was up 11.5% to 240,350. (Argaam)

Major Corporate News

Result Announcements

Company	TASI/Nomu Code	Bloomberg Code	Net Profit (SAR mn)		Change YoY		Consensus	Variance
			2025	2024	SAR mn	%	SAR mn	%
SAUDI ARAMCO	2222	ARAMCO AB	348,040.0	393,890.0	-45,850.0	-11.6	374,145.0	-7.0
ALBABTAIN	2320	ALBABTAI AB	453.0	265.7	187.3	70.5	405.0	11.9
SAUDI CEMENT	3030	SACCO AB	363.7	421.9	-58.2	-13.8	329.3	10.4
AYYAN	2140	AADC AB	359.7	-164.4	524.1	-	-	-
FIRST MILLS	2283	FIRSTMIL AB	277.4	250.9	26.5	10.6	271.3	2.2

Result Announcements

Company	TASI/Nomu Code	Bloomberg Code	Net Profit (SAR mn)		Change YoY		Consensus	Variance
			2025	2024	SAR mn	%	SAR mn	%
BINDAWOOD	4161	BINDAWOO AB	269.9	272.2	-2.2	-0.8	255.0	5.9
SISCO HOLDING	2190	SISCO AB	96.4	-0.7	97.1	-	76.0	26.8
SALEH ALRASHED	1324	SALEHALR AB	91.7	59.7	32.0	53.6	-	-
EQUIPMENT HOUSE	4014	EQUIPMEN AB	28.4	26.2	2.2	8.4	-	-
SAICO	8100	SAICO AB	22.2	49.3	-27.1	-55.0	-	-
YAQEEEN	9602	YAQEEEN AB	5.1	21.2	-16.1	-76.0	-	-
TALCO	4143	TALCO AB	0.1	0.1	0.0	2.2	-	-
AICC	8160	AICC AB	-45.2	30.1	-75.3	-	-	-
PETRO RABIGH	2380	PETROR AB	-3,899.0	-4,545.0	646.0	-14.2	-4,754.0	-18.0

Source: Tadawul, Bloomberg

- Foreign institutions were net sellers of SAR 859.7 mn worth of stocks on Tadawul in the week ended March 5. Foreign institutions accounted for 39.7% of total buy transactions in TASI, compared to 42.57% of total sell trades. (Argaam)
- Saudi Aramco (ARAMCO AB) offered immediate crude oil supplies through a series of rare tenders amid the effective closure of the Strait of Hormuz, which disrupted shipments and forced flows to be rerouted via the Red Sea. Aramco offered three grades: Arab Extra Light, Arab Heavy, and Arab Light, with total quantities around 4.6 mn barrels over the past few days. (Argaam)
- Aldawaa Medical Services Co. (ALDAWAA AB) board of directors issued a decision to deregister (voluntary liquidation) its subsidiaries outside Saudi Arabia and transfer their operations to the Kingdom. The decision will not affect the company's financial position or operational cash flows, the statement. (Argaam)
- The Securities Depository Center Co. (Edaa) announced the addition of the subscribed securities of Saleh Abdulaziz Al Rashed & Sons Co. (SALEHALR AB) to the accounts of eligible shareholders. The offer represents 30% of the company's SAR 186 mn share capital divided into 18.6 mn shares, each with a nominal value of SAR 10. (Argaam)

Event Calendar

Date	Company	Event
10-Mar-26	Saudi Marketing Co.	Ordinary General Meeting
10-Mar-26	The Power and Water Utility Co. for Jubail and Yanbu	Eligibility for Cash Dividend (SAR 1.80/sh)
10-Mar-26	Leejam Sports Co.	Cash Dividend Distribution (SAR 0.93/sh)
10-Mar-26	Saudia Dairy and Foodstuff Co.	Cash Dividend Distribution (SAR 8.00/sh)

Source: Argaam, Bloomberg

Economic Calendar

Date	Event	Prior	Estimation
10-Mar-26	KSA Industrial Production (YoY)	8.9%	-
10-Mar-26	US Weekly API Report on Crude Oil Inventories	-	-
10-Mar-26	US Existing Home Sales	3.91M	3.89M
10-Mar-26	US EIA Short-Term Energy Outlook	-	-

Source: Argaam, Bloomberg, Investing.com

TASI Intraday Performance



Top Performers – Sectors

	Last Close	%Δ	Forward P/E (x) *	YTD %Δ
Energy	5,166.7	0.7%	19.5	13.7%
Food & Beverages	4,350.6	0.3%	13.9	0.1%
Con Stap, Dist & Ret.	5,890.2	0.2%	15.6	3.3%
Telecom	8,686.2	0.0%	13.0	-0.9%
Household & Personal	5,455.8	0.0%	N/A	19.4%

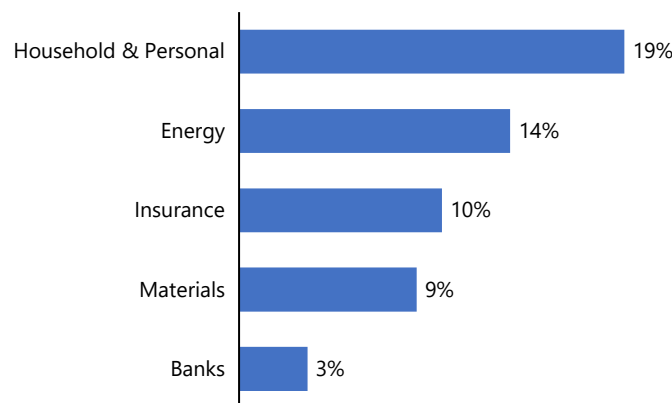
Top Performers – Companies

	Last Close	%Δ	Vol (mn)	Val (SAR mn)
Petro Rabigh	9.4	9.9%	23.9	223.3
Methanol Chemicals	8.0	9.9%	0.5	4.4
Sisco Holding	31.4	6.7%	3.0	93.1
Yansab	33.0	5.8%	5.6	185.5
Al-Rajhi Co. Ins.	94.3	4.8%	1.6	152.6

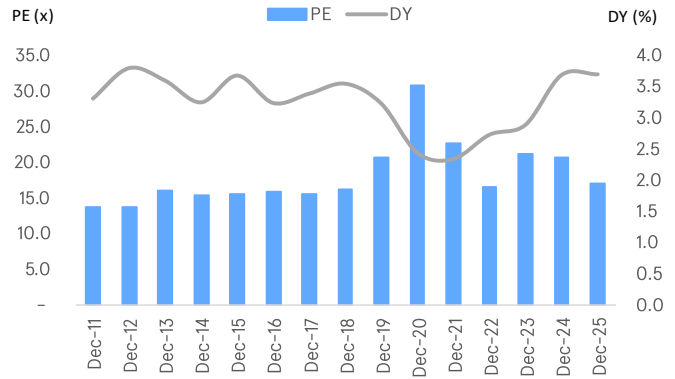
Value Leaders – Companies

	Last Close	%Δ	Vol (mn)	Val (SAR mn)
Aramco	27.1	0.7%	31.2	847.6
Al Rajhi Bank	98.8	-3.9%	6.3	631.3
Saudi National Bank	39.0	-4.5%	8.0	318.7
Saudi Basic	58.9	-1.3%	4.9	288.7
SABIC Agri-Nutrients	136.7	-2.2%	1.6	223.5

Top Performers – Sectors YTD Performance



Historical Tadawul PE and DY



Top Laggards – Sectors

	Last Close	%Δ	Forward P/E (x) *	YTD %Δ
Financial Services	5,169.2	-3.4%	18.9	-4.3%
Transportation	4,249.8	-3.3%	14.4	-13.9%
Consumer Services	3,125.7	-3.3%	20.4	-11.3%
Software & Svc.	44,859.5	-3.3%	13.8	-22.8%
Media & Ent.	12,504.6	-3.2%	54.4	-22.8%

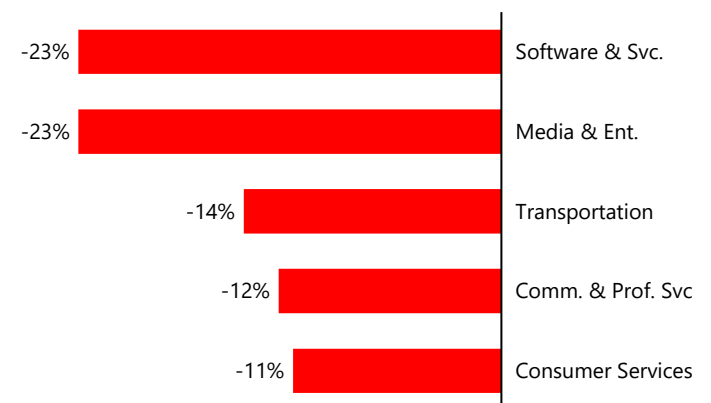
Top Laggards – Companies

	Last Close	%Δ	Vol (mn)	Val (SAR mn)
MBC Group	26.7	-8.5%	0.7	19.7
Nayifat Finance Co	10.6	-7.0%	1.4	14.6
Budget Saudi	39.7	-6.9%	0.6	24.3
CGS	6.7	-6.3%	0.8	5.2
Saudi Chemical	7.2	-6.1%	13.7	101.7

Volume Leaders – Companies

	Last Close	%Δ	Vol (mn)	Val (SAR mn)
Americana Res. Int PLC	2.0	-2.0%	39.4	76.4
Aramco	27.1	0.7%	31.2	847.6
Saudi Kayan	5.2	-3.3%	24.9	135.2
Petro Rabigh	9.4	9.9%	23.9	223.3
Saudi Chemical	7.2	-6.1%	13.7	101.7

Top Laggards – Sectors YTD Performance



Source: Bloomberg

Source: Bloomberg

*Sourced from Bloomberg, based on earnings estimation for 2026.

International Markets

	Last Close	%Δ	Forward P/E (x)*	YTD %Δ
MSCI (World)	4,417.8	0.2%	17.4	-0.3%
MSCI (EM)	1,454.6	-3.0%	12.6	3.6%
US (S&P500)	6,796.0	0.8%	18.7	-0.7%
Nasdaq (CCMP Index)	22,696.0	1.4%	21.8	-2.3%
UK (FTSE 100)	10,249.5	-0.3%	12.6	3.2%
EURO (STOXX 600)	594.9	-0.6%	13.8	0.5%
GER (DAX)	23,409.4	-0.8%	13.4	-4.4%
JAP (NIKKEI 225)	52,728.7	-5.2%	19.9	4.7%
CHN (SHCOMP)	4,096.6	-0.7%	14.0	3.2%
Hong Kong (HSI)	25,408.5	-1.4%	11.2	-0.9%

Regional Markets

	Last Close	%Δ	Forward P/E (x)*	YTD %Δ
Saudi (TASI)	10,830.7	-1.6%	15.1	3.2%
Dubai (DFM)	5,753.6	-2.8%	11.2	-4.9%
Abu Dhabi (ADX)	9,862.6	-0.4%	N/A	-1.3%
Kuwait (KSE)	9,056.6	-0.5%	12.0	-4.7%
Qatar (QE)	10,410.2	-2.6%	10.1	-3.3%
Oman (MSM)	7,762.6	3.1%	13.6	32.3%
Bahrain (BHBX)	1,958.9	-1.4%	6.4	-5.2%
Egypt (EGX)	17,510.8	0.1%	23.0	0.5%
Lebanon (BSX)	1,805.5	-0.4%	N/A	-8.2%
Morocco (MASI)	16,533.6	-3.3%	16.3	-12.3%

Commodity Price

	Last Close	%Δ	MTD %Δ	YTD %Δ
WTI (USD/bbl)	94.8	4.3%	41.4%	65.0%
Brent (USD/bbl)	99.0	6.8%	36.5%	62.6%
US Natural Gas (USD/mmbtu)	3.1	-2.1%	9.1%	-15.4%
Gold (USD/oz)	5,138.5	-0.6%	-2.7%	19.0%
Silver (USD/oz)	87.0	2.9%	-7.3%	21.3%
Naphtha (USD/ton)	779.2	5.3%	38.2%	54.3%
Ethylene (USD/ton)	855.0	19.6%	23.9%	17.1%
Urea (USD/ton)	650.0	0.0%	32.7%	65.6%
Sugar (USD/ton)	14.6	3.5%	2.0%	-2.8%
Wheat (USD/ton)	598.0	-2.2%	1.1%	17.9%
Cotton (USD/lb)	64.6	0.7%	-1.5%	0.5%
Aluminum (USD/ton)	3,385.5	-1.8%	7.8%	13.0%

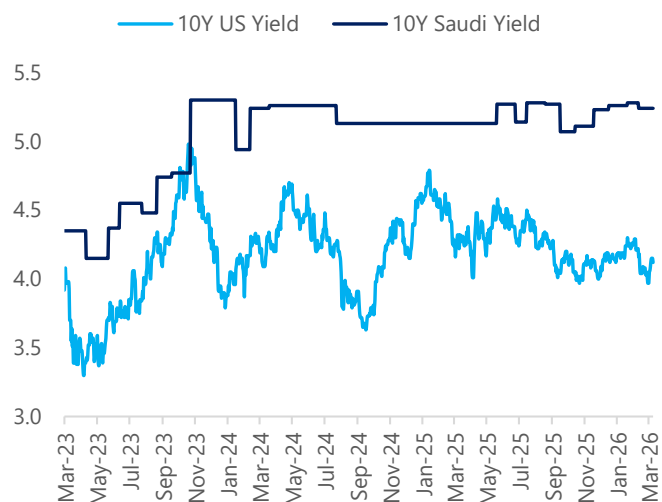
Interest Rates

	Last Close	DoD Δ	MTD Δ	YTD Δ
KSA SAIBOR 3M	4.75	(4) bps	(13) bps	(11) bps
KSA SAIBOR 6M	5.29	5 bps	18 bps	6 bps
SOFR 3M	3.70	(1) bps	(4) bps	(31) bps
SOFR 6M	3.94	(1) bps	(4) bps	(26) bps

Currency (Per USD)

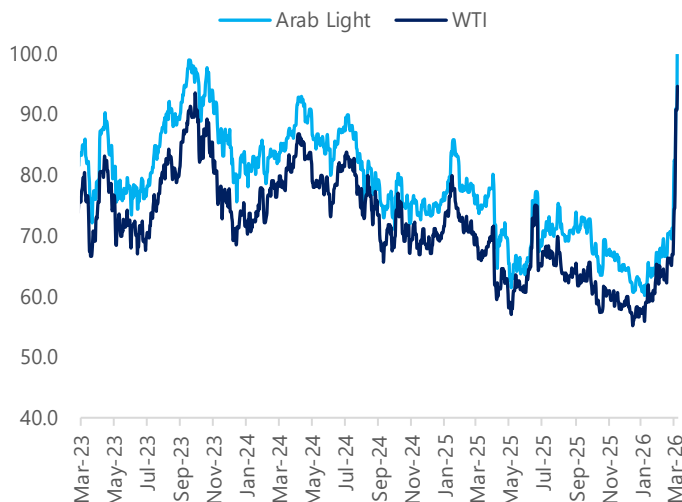
	Last Close	%Δ	MTD %Δ	YTD %Δ
SAR	3.75	0.0%	0.1%	0.1%
GBP	0.74	-0.2%	0.3%	0.3%
EUR	0.86	-0.2%	1.5%	0.9%
JPY	157.67	-0.1%	1.0%	0.6%
CHF	0.78	0.2%	1.1%	-1.9%
CNY	6.91	0.0%	0.6%	-1.2%

Bond Yield Rates (%)



Source: Bloomberg

Global Oil Price (USD/bbl)



Source: Bloomberg

*Sourced from Bloomberg, based on earnings estimation for 2026.

For any feedback on our reports, please contact: research@anbcapital.com.sa

Disclaimer

The document has been prepared by anb capital. The information contained in this document was obtained from several sources such as Bloomberg, Reuters, SAMA, IMF, IEA, OPEC, Tadawul, and other national and international agencies. anb capital have exerted their best efforts to acquire data and information from reliable sources. However, anb capital do not guarantee the accuracy of the data or information contained in this report. Therefore, anb capital make no representation, whether expressed or implied, concerning the accuracy and completeness of any information contained in this report. This report is not intended to provide personal investment advice, nor does it give any recommendations to buy or to sell any securities or any type of investment product. anb capital shall not be liable for any direct or indirect consequences resulting from the use of the information in this document. anb capital is a Saudi Closed Joint Stock Company with paid up capital of SAR 1,000 mn and is licensed by the Capital Market Authority of Saudi Arabia under license number 07072-37 and Unified Number 7001548267, with its head office at 3581 Al Mouyyad AL Jadid, Al Murabba, PO Box 220009, Riyadh 11311, Saudi Arabia, telephone number 800 124 0055.