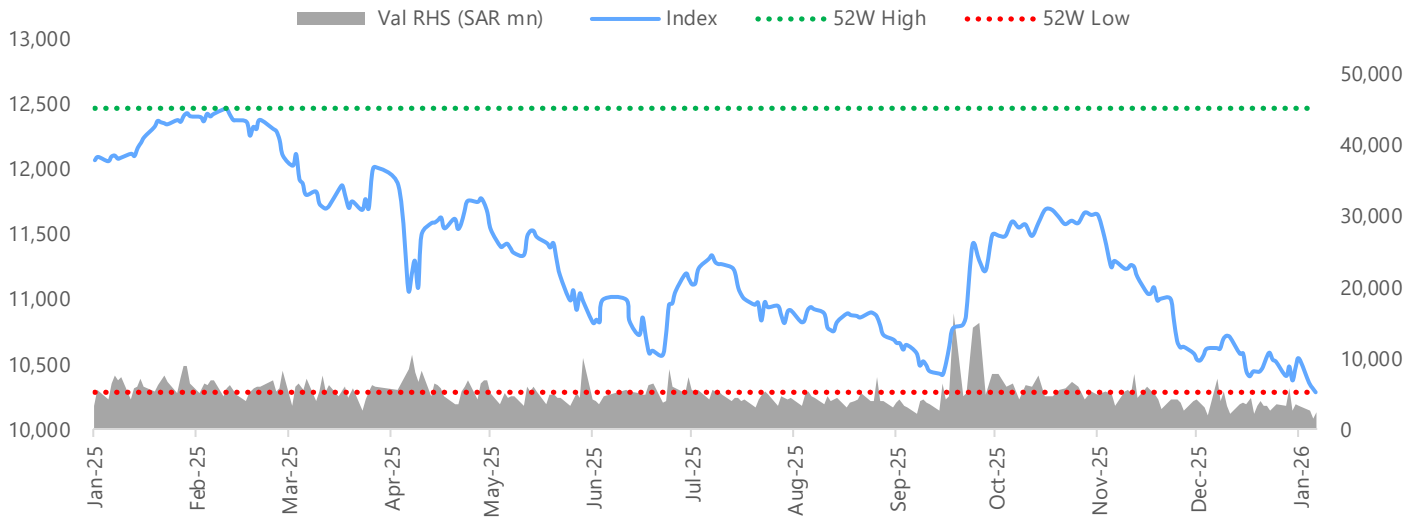


# Daily Market Watch

Wednesday, January 7, 2026

Main Market TASI									Nomu Market								
Last Close			Value Traded (SAR bn)			Index Performance			Last Close			Value Traded (SAR mn)			Index Performance		
▼ 10,290.76			▼ 3.6			▼ -1.9% YTD			▲ 23,327.60			▼ 16.7			▲ 0.1% YTD		
DoD	MTD	YTD	DoD	3M	6M	1Y	3Y	5Y	DoD	MTD	YTD	DoD	3M	6M	1Y	3Y	5Y
-0.3%	-1.9%	-1.9%	-11.3%	-17.0%	-20.1%	-15.0%	-2.3%	18.7%	0.4%	0.1%	0.1%	-32.7%	-21.9%	-23.2%	-24.4%	20.8%	-6.9%

## TASI Performance



## Markets Performance/News

- US stocks closed at an all-time high on Tuesday, led by advances in materials, industrials, and financials as a rotation into lagging sectors gained traction. The S&P 500 and Nasdaq rose 0.6%, each, while Dow Jones gained 1.0%. In contrast, Asian equities edged lower from record levels at Wednesday's open as Japanese stocks slipped amid rising tensions with China. The Hang Seng dropped 1.0%. The Nikkei 225 and CSI 300 declined 0.5% and 0.1%, respectively. (Bloomberg)
- TASI declined 0.3% (-34.4 points) to close at 10,290.76. Trading value fell 11.3% compared to the previous session. The Consumer Services sector recorded the highest decline, contracting 1.8%. Among the top laggards, Shatirah House Restaurant Co. (BURGERIZ AB) dropped 8.1%, followed by National Shipping Company of Saudi Arabia (NCSA AB) down 5.6%, while National Company for Learning and Education (NCLE AB) declined 5.4%. (Tadawul)

## Major Economic/Sector News

- The Capital Market Authority announced the opening of the Saudi capital market to all categories of foreign investors, enabling them to invest directly therein as of Feb. 1. The approved amendments aim to expand and diversify the base of investors permitted to invest in Tadawul, thereby supporting investment inflows and enhancing market liquidity. (Argaam)
- Saudi Arabia's National Debt Management Center (NDMC) said it has completed its first US dollar-denominated international bond issuance of 2026 under the Kingdom's Global Medium-Term Note Issuance Program (GMTN), raising USD 11.5 bn (SAR 43.13 bn). Total investor demand reached around USD 31 bn, with an oversubscription of 2.7 times. (Argaam)

## Major Corporate News

- Non-institutional foreign investors increased their ownership in Tadawul-listed equities, excluding Saudi Aramco (ARAMCO AB), from 10.87% to 10.88%, or SAR 333.73 bn, in the week ended Jan. 1. Meanwhile, institutional foreign investors, excluding Saudi Aramco, accounted for 1.49% (SAR 45.8 bn) of the total foreign ownership in the Saudi market. (Argaam)
- Shares of Khaled Dhafer and Brother's Logistics Services Co. (KDL AB) began trading on the Nomu-Parallel Market at SAR 23 per share. KDL Logistics floated 700,000 shares on Nomu, representing 20% of its SAR 35 mn share capital, which is divided into 3.5 mn shares with a par value of SAR 10. (Argaam)

- The Capital Market Authority (CMA) approved Baan Holding Group Co.'s (AATD AB) application to increase its capital from SAR 315 mn to SAR 619.97 mn. The regulator clarified that the capital increase will be through issuing up to a maximum of 304.97 mn ordinary shares from which AlOula RED transaction is valued at SAR 178.5 mn, while the Al Hokair Holding transaction is valued at SAR 651.62 mn. (Argaam)
- The Saudi Media Forum signed a partnership agreement with Saudi Research and Media Group (RESEARCH AB) to serve as the forum's media partner. The fifth edition of the Saudi Media Forum will be held from Feb. 2 to 4, 2026, featuring more than 100 panel discussions with the participation of over 300 speakers. (Argaam)
- Raom Trading Co. (RAOOM AB) extended the preliminary and non-binding memorandum of understanding (MoU) to acquire a 51% stake in Mohrkey for 30 days, until Feb. 5, 2026. The company said there will be no costs associated with this extension. (Argaam)
- Shoeil Al Ayed, CEO of Riyadh Cement Co. (SAWCEM AB), said cement demand in Saudi Arabia is expected to remain strong over the next 10 years, driven by major government projects, housing developments, as well as individual construction projects. The CEO noted that demand has recorded steady and accelerating growth since the beginning of 2021, rising by 13% in 2025 following the launch of large-scale projects, and is expected to continue growing in 2026 and beyond. (Argaam)
- Riyadh Development Co. (ADCO AB) received tax invoices worth close to SAR 16.79 mn, relating to lands located within the geographical zones specified under the White Land Tax Program in Riyadh. (Argaam)
- Jazan Development and Investment Co. (GIZACO AB) renewed a Shariah-compliant working capital facility worth SAR 15 mn with Arab National Bank (ARNB AB). (Argaam)
- Al Rajhi Bank (RJHI AB) announces the commencement of the offer of its U.S. dollar denominated additional tier 1 capital social sukuk under its international additional tier 1 capital sukuk programme. (Tadawul)
- Armah Sports Company (ARMAH AB) has announced a new location for establishing a men's fitness club under its "B\_FIT" brand. The new Fitness Project will be located on Prince Meshaal Bin Abdulaziz Road in the Irqah District of Riyadh. Armah will appoint a contractor to execute the project, which is expected to be completed within two years. (Tadawul)

### Event Calendar

Date	Company	Event
07-Jan-26	Alujain Corp.	Eligibility for Cash Dividend (SAR 0.75/share)

Source: Argaam, Bloomberg

### Economic Calendar

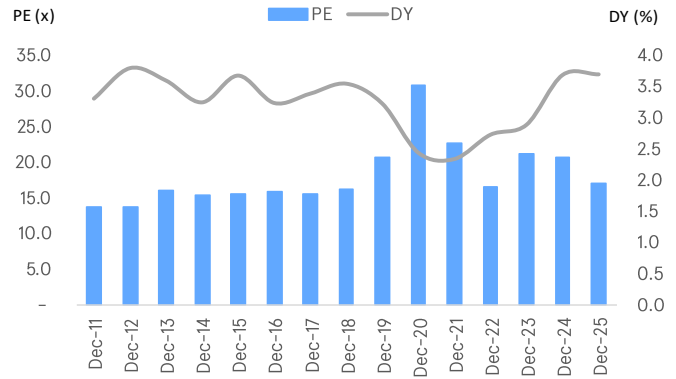
Date	Event	Prior	Estimation
07-Jan-26	US ADP Nonfarm Employment Change	-32.0K	49.0K
07-Jan-26	US ISM Non-Manufacturing PMI	52.6	52.2
07-Jan-26	US ISM Non-Manufacturing Prices	65.4	-
07-Jan-26	US JOLTS Job Openings	7.7M	7.6M
07-Jan-26	US EIA Crude Oil Inventories	-	-

Source: Argaam, Bloomberg, Investing.com

TASI Intraday Performance



Historical Tadawul PE and DY



Top Performers – Sectors

	Last Close	%Δ	Forward P/E (x) *	YTD %Δ
Materials	4,983.8	1.9%	25.6	0.8%
Capital Goods	14,701.0	1.8%	16.4	-1.5%
Healthcare	9,614.1	0.9%	22.9	-2.6%
Financial Services	5,289.0	0.4%	17.8	-2.1%
RE Mgmt & Dev	2,790.5	0.3%	N/A	-3.0%

Top Laggards – Sectors

	Last Close	%Δ	Forward P/E (x) *	YTD %Δ
Consumer Services	3,386.0	-1.8%	20.8	-3.9%
Cons. Disc. & Ret.	7,297.1	-1.7%	18.1	-1.9%
Insurance	7,256.3	-1.3%	16.2	-2.6%
Consumer Dura & App.	3,486.1	-1.3%	N/A	-1.4%
Media & Ent.	15,485.1	-1.3%	41.6	-4.4%

Top Performers – Companies

	Last Close	%Δ	Vol (mn)	Val (SAR mn)
Amak	95.0	7.8%	0.9	81.0
Electrical Industries	11.2	6.2%	3.8	41.8
Saudi Arabian Mining	64.5	5.7%	2.9	186.5
Cenomi Retail	19.1	5.5%	2.4	44.7
Al-Babtain	64.0	5.2%	1.0	61.9

Top Laggards – Companies

	Last Close	%Δ	Vol (mn)	Val (SAR mn)
BURGERIZZR	8.1	-8.1%	1.4	11.8
Bahri	25.1	-5.6%	0.9	23.6
NCLE	128.8	-5.4%	0.0	5.9
Aldrees	120.0	-5.2%	0.6	75.0
SASCO	51.6	-5.0%	0.3	15.3

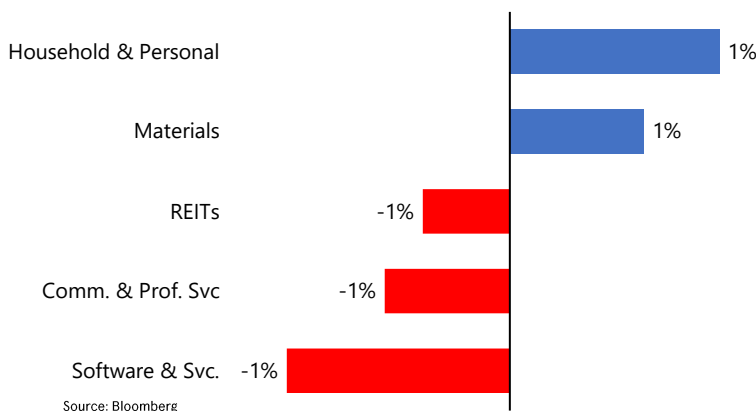
Value Leaders – Companies

	Last Close	%Δ	Vol (mn)	Val (SAR mn)
Aramco	23.4	0.1%	8.2	192.1
Saudi Arabian Mining	64.5	5.7%	2.9	186.5
Al Rajhi Bank	96.0	-0.8%	1.8	176.1
STC	42.3	-1.1%	4.1	172.9
Saudi National Bank	37.8	-0.7%	3.3	124.5

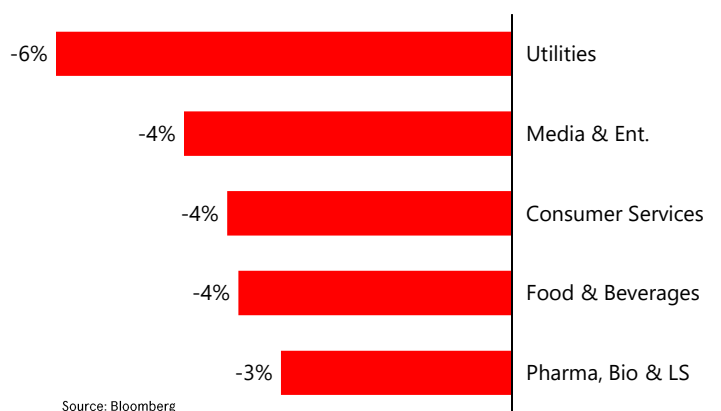
Volume Leaders – Companies

	Last Close	%Δ	Vol (mn)	Val (SAR mn)
Saudi Industrial Export	2.6	-0.4%	20.0	52.2
Americana Res. Int PLC	1.7	-0.6%	19.2	31.8
Batic	2.0	-1.5%	10.2	20.2
Saudi Darb	2.3	3.2%	10.0	22.3
Aramco	23.4	0.1%	8.2	192.1

Top Performers – Sectors YTD Performance



Top Laggards – Sectors YTD Performance



Source: Bloomberg

Source: Bloomberg

\*Sourced from Bloomberg, based on earnings estimation for 2026.

**International Markets**

	Last Close	%Δ	Forward P/E (x)*	YTD %Δ
MSCI (World)	4,506.6	0.6%	20.2	1.7%
MSCI (EM)	1,467.2	1.1%	13.6	4.5%
US (S&P500)	6,944.8	0.6%	22.4	1.5%
Nasdaq (CCMP Index)	23,547.2	0.6%	28.4	1.3%
UK (FTSE 100)	10,122.7	1.2%	13.7	1.9%
EURO (STOXX 600)	605.3	0.6%	15.5	2.2%
GER (DAX)	24,892.2	0.1%	15.9	1.6%
JAP (NIKKEI 225)	52,518.1	1.3%	23.2	4.3%
CHN (SHCOMP)	4,083.7	1.5%	14.2	2.9%
Hong Kong (HSI)	26,710.5	1.4%	11.7	4.2%

**Regional Markets**

	Last Close	%Δ	Forward P/E (x)*	YTD %Δ
Saudi (TASI)	10,290.8	-0.3%	14.2	-1.9%
Dubai (DFM)	6,182.6	0.9%	12.8	2.2%
Abu Dhabi (ADX)	9,996.4	0.5%	15.5	0.0%
Kuwait (KSE)	9,439.1	0.1%	13.8	-0.6%
Qatar (QE)	10,989.5	0.2%	11.3	2.1%
Oman (MSM)	6,024.7	0.3%	10.4	2.7%
Bahrain (BHBX)	2,065.3	-0.1%	14.8	-0.1%
Egypt (EGX)	17,314.0	1.3%	22.7	-0.6%
Lebanon (BSX)	1,874.3	-2.5%	N/A	-4.7%
Morocco (MASI)	19,555.0	0.6%	19.6	3.8%

**Commodity Price**

	Last Close	%Δ	MTD %Δ	YTD %Δ
WTI (USD/bbl)	57.1	-2.0%	-0.5%	-0.5%
Brent (USD/bbl)	60.7	-1.7%	-0.2%	-0.2%
US Natural Gas (USD/mmbtu)	3.4	-4.9%	-9.1%	-9.1%
Gold (USD/oz)	4,494.8	1.0%	4.1%	4.1%
Silver (USD/oz)	81.3	6.1%	13.4%	13.4%
Naphtha (USD/ton)	487.9	-0.8%	-3.4%	-3.4%
Ethylene (USD/ton)	730.0	0.0%	0.0%	0.0%
Urea (USD/ton)	392.5	0.0%	0.0%	0.0%
Sugar (USD/ton)	14.8	0.2%	-1.7%	-1.7%
Wheat (USD/ton)	510.5	-0.4%	0.7%	0.7%
Cotton (USD/lb)	65.1	0.6%	1.2%	1.2%
Aluminum (USD/ton)	3,129.0	1.4%	4.5%	4.5%

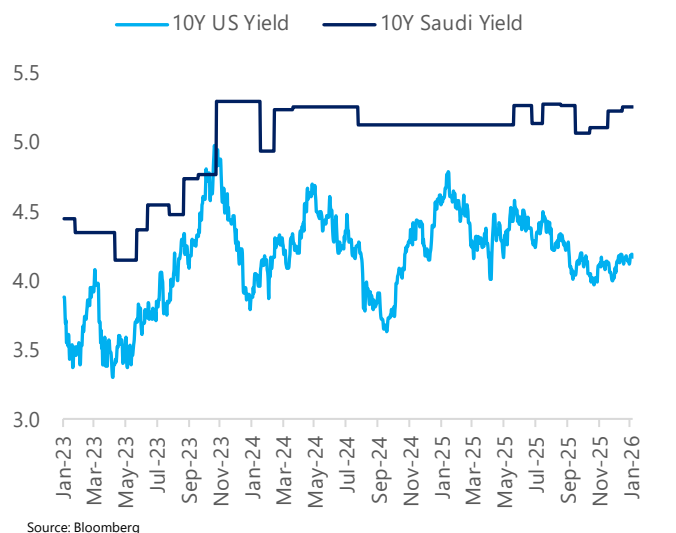
**Interest Rates**

	Last Close	DoD Δ	MTD Δ	YTD Δ
KSA SAIBOR 3M	4.88	10 bps	2 bps	2 bps
KSA SAIBOR 6M	5.22	(11) bps	(1) bps	(1) bps
SOFR 3M	3.98	(0) bps	(3) bps	(3) bps
SOFR 6M	4.18	(0) bps	(2) bps	(2) bps

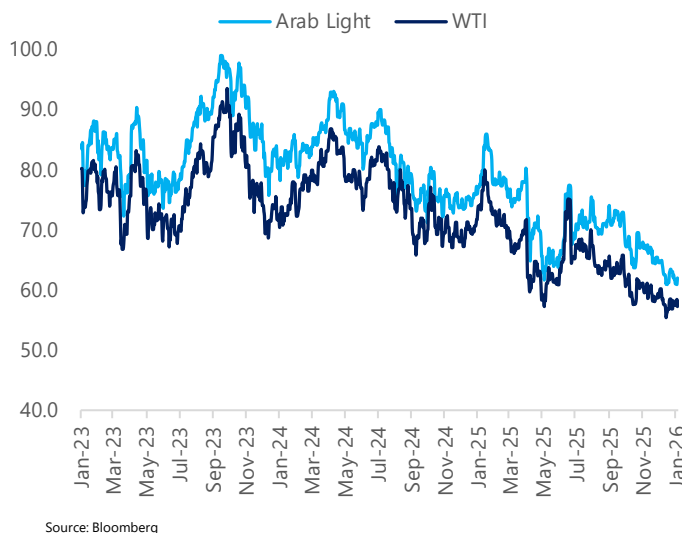
**Currency (Per USD)**

	Last Close	%Δ	MTD %Δ	YTD %Δ
SAR	3.75	-0.0%	0.0%	0.0%
GBP	0.74	0.3%	-0.2%	-0.2%
EUR	0.86	0.3%	0.5%	0.5%
JPY	156.65	0.2%	-0.0%	-0.0%
CHF	0.80	0.5%	0.4%	0.4%
CNY	6.98	-0.1%	-0.1%	-0.1%

**Bond Yield Rates (%)**



**Global Oil Price (USD/bbl)**



\*Sourced from Bloomberg, based on earnings estimation for 2026.

For any feedback on our reports, please contact: [research@anbcapital.com.sa](mailto:research@anbcapital.com.sa)

**Disclaimer**

The document has been prepared by anb capital. The information contained in this document was obtained from several sources such as Bloomberg, Reuters, SAMA, IMF, IEA, OPEC, Tadawul, and other national and international agencies. anb capital have exerted their best efforts to acquire data and information from reliable sources. However, anb capital do not guarantee the accuracy of the data or information contained in this report. Therefore, anb capital make no representation, whether expressed or implied, concerning the accuracy and completeness of any information contained in this report. This report is not intended to provide personal investment advice, nor does it give any recommendations to buy or to sell any securities or any type of investment product. anb capital shall not be liable for any direct or indirect consequences resulting from the use of the information in this document. anb capital is a Saudi Closed Joint Stock Company with paid up capital of SAR 1,000 mn and is licensed by the Capital Market Authority of Saudi Arabia under license number 07072-37 and Unified Number 7001548267, with its head office at 3581 Al Mouyyad AL Jadid, Al Murabba, PO Box 220009, Riyadh 11311, Saudi Arabia, telephone number 800 124 0055.