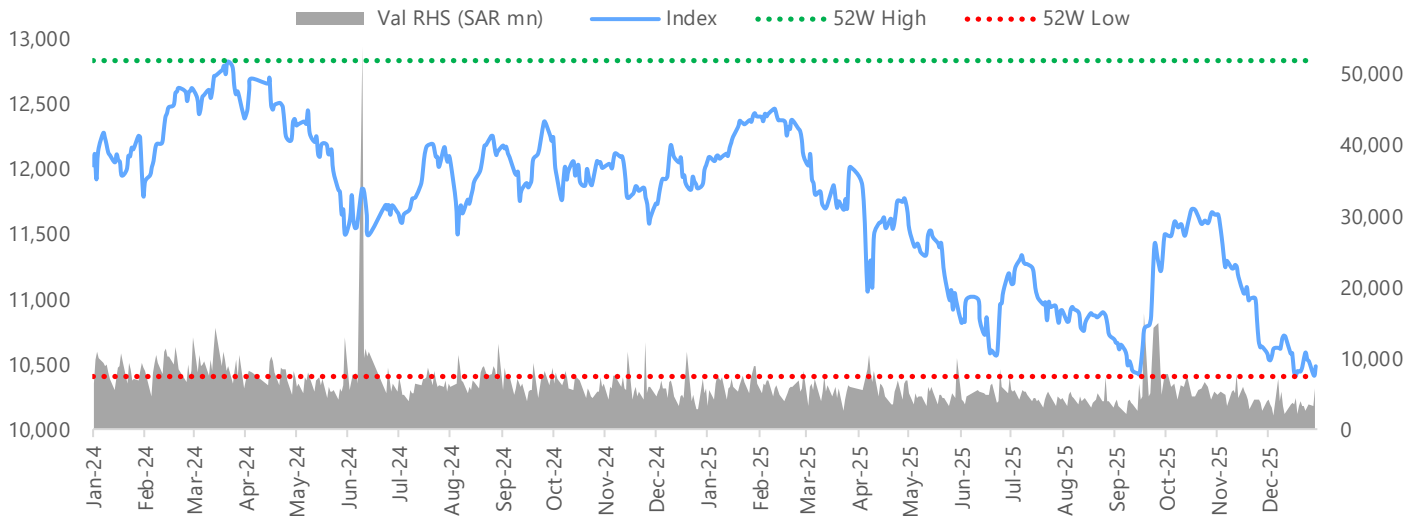


# Daily Market Watch

Tuesday, December 30, 2025

Main Market TASI									Nomu Market								
Last Close			Value Traded (SAR bn)			Index Performance			Last Close			Value Traded (SAR mn)			Index Performance		
▲ 10,489.65			▲ 2.6			▼ -12.9% YTD			▲ 23,272.95			▼ 17.0			▼ -26.1% YTD		
DoD	MTD	YTD	DoD	3M	6M	1Y	3Y	5Y	DoD	MTD	YTD	DoD	3M	6M	1Y	3Y	5Y
0.7%	-1.0%	-12.9%	9.8%	-10.9%	-17.7%	-11.8%	0.1%	19.9%	0.1%	-2.6%	-26.1%	-1.8%	-9.4%	-25.1%	-25.1%	19.9%	-9.5%

## TASI Performance



## Markets Performance/News

- Wall Street's main indexes ended lower on Monday, kicking off the final week of the year on a softer note, as heavyweight technology stocks retreated from last week's gains. S&P 500 closed down 0.3%, while Dow Jones and Nasdaq fell 0.5%, each. Asian shares slipped on Tuesday morning, tracking Wall Street's tech slump. MSCI's broadest index of Asia-Pacific shares outside Japan declined 0.1%, while Nikkei 225 decreased 0.3%. (Reuters)
- TASI gained 0.7% (73.0 points) to close at 10,489.65. Trading value experienced an increase of 9.8% compared to the previous session. The Software & Services sector was the top gainer, rising 1.4%. Among top performers, Raoom Trading Co. (RAOOM AB) was up 9.7%, Salama Cooperative Insurance Co. (SALAMA AB) rose 7.3%, followed by Al Masar Al Shamil Education Co. (ALMASARA AB), which increased 5.6%. (Tadawul)

## Major Economic/Sector News

- Minister of Industry and Mineral Resources, Bander Alkhorayef said Saudi Arabia aims to continue boosting trade exchange with Tunisia over the next three to five years, after it reached about SAR 1.12 bn, marking a growth of more than 20%. (Argaam)
- The Royal Commission for Riyadh City (RCRC) has begun implementing projects under the third phase of its program to develop ring roads and main road corridors in the Saudi capital, with total costs exceeding SAR 8 bn. The RCRC said the third phase comprises six projects to be completed over three to four years. (Argaam)

## Major Corporate News

- Non-institutional foreign investors inched up their ownership in Tadawul-listed equities, excluding Saudi Aramco (ARAMCO AB), from 10.86% to 10.87%, or SAR 333.6 bn, in the week ended Dec. 25. (Argaam)
- The Capital Market Authority (CMA) announced its board of directors' approval of Al-Rahden Co.'s request to register and float 3.52 mn shares on the Nomu-Parallel Market. The stake represents 20% of the company's 17.6 mn share capital, the market regulator said in a statement. (Argaam)
- The Saudi Central Bank (SAMA) directed finance companies to stop requesting promissory notes or any commercial paper from individual customers when offering credit card financing products. SAMA explained that this step comes after the recent practice of obtaining promissory notes from individual customers when providing credit card financing. (Argaam)

- SHL Finance Co. (SHL AB) renewed a Shariah-compliant credit facilities agreement with Gulf International Bank (GIB), with a total value of SAR 427.6 mn for a three years term. The purpose of renewing the facility is to expand and increase SHL's sales volume through new originated loans to its customers, in line with the company's strategy and future plans. (Argaam)
- Purity for Information Technology (PURITY AB) signed two contracts with Innovative Solutions Co. at a combined value of SAR 19.9 mn. The company said the financial impact of the two contracts will be reflected in the fiscal year 2025/26. (Argaam)
- Arabian Cement Co.'s (ARCCO AB) subsidiary, Arabian Cement Bahrain Holding Co., entered into a share swap agreement to restructure its Jordanian assets. Arabian Cement said that under the deal, Jordan-based Ready-Mix Concrete & Construction Supplies Co. (RMCC) and Al-Rawsha for Investment & Trade Co. will waive their combined 9.4% stake in Qatrana Cement Co. in favor of Arabian Cement Bahrain. In exchange, Arabian Cement Bahrain will divest its entire 36.67% investment stake in RMCC to RMCC and Al-Rawsha. The final financial impact will be announced upon the transaction completion. (Argaam)
- Naseej for Technology Co. (NASEEJ AB) announced the value of the purchase order received from Al Moammar Information Systems Co. (MIS AB) was reduced to SAR 18.45 mn (including VAT), from SAR 60.79 mn, according to both parties' agreement. (Argaam)
- Watani Iron Steel Co. (WATANI AB) renewed, Sharia-compliant credit facilities worth SAR 70.5 mn with Bank Albilad (ALBI AB). The facility duration extends from Dec. 28, 2025, until Dec. 11, 2026. A promissory note equivalent to the facility amount has been given as collateral. The facility will support the company's working capital needs. (Argaam)
- Alramz Real Estate Co. (ALRAMZ AB) signed an agreement to establish a Shariah-compliant real estate investment fund with SNB Capital (fund manager) and AWJ Real Estate Co. (landowner), dedicated to the development of the former's latest residential project in Riyadh, Rabwa Alramz. The company expects the transaction to enhance its financial performance throughout 2026, 2027, 2028, and 2029, adding that any material developments will be disclosed in due course. (Argaam)

## Event Calendar

Date	Company	Event
30-Dec-25	Yanbu Cement Co.	Cash Dividend Distribution (SAR 0.75/share)
30-Dec-25	Saudi Industrial Investment Group	Cash Dividend Distribution (SAR 0.25/share)
30-Dec-25	Raoom Trading Co.	Cash Dividend Distribution (SAR 0.37/share)

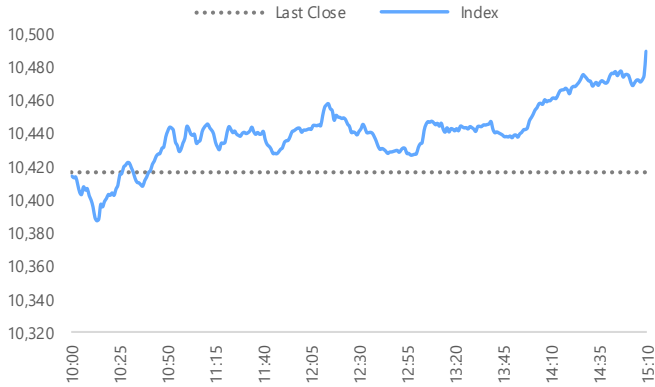
Source: Argaam, Bloomberg

## Economic Calendar

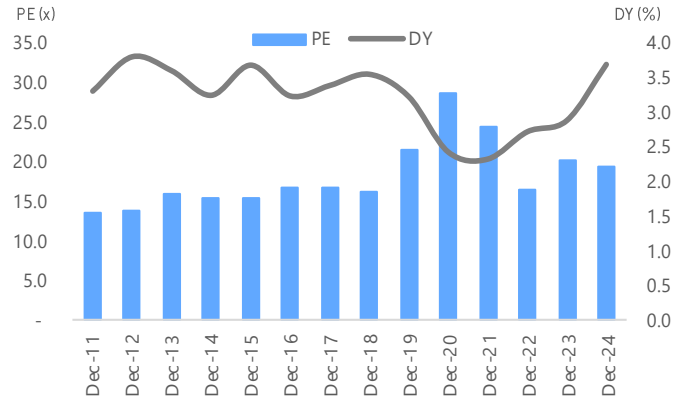
Date	Event	Prior	Estimation
30-Dec-25	US FOMC Meeting Minutes	-	-
30-Dec-25	US Chicago PMI	36.3	39.8
30-Dec-25	US API Weekly Crude Oil Stock	2.4M	-

Source: Argaam, Bloomberg, Investing.com

TASI Intraday Performance



Historical Tadawul PE and DY



Top Performers – Sectors

	Last Close	%Δ	Forward P/E (x) *	YTD %Δ
Software & Svc.	57,691.9	1.4%	19.3	-29.3%
Consumer Services	3,525.5	1.2%	21.7	-27.3%
Food & Beverages	4,334.7	1.1%	13.8	-27.9%
Con Stap, Dist & Ret.	5,713.1	1.0%	14.8	-31.7%
Banks	12,237.6	1.0%	10.8	-0.2%

Top Laggards – Sectors

	Last Close	%Δ	Forward P/E (x) *	YTD %Δ
Media & Ent.	15,949.6	-2.6%	42.9	-50.0%
Capital Goods	15,001.6	-1.1%	17.4	-1.1%
Healthcare	9,828.5	-0.7%	24.4	-16.4%
Household & Personal	4,485.5	-0.1%	N/A	-11.0%
REITs	2,906.1	0.0%	N/A	-8.4%

Top Performers – Companies

	Last Close	%Δ	Vol (mn)	Val (SAR mn)
Raoom Trading Co.	68.9	9.7%	0.3	19.1
Salama	9.1	7.3%	0.2	2.0
Almasar Alshamil	26.9	5.6%	3.0	77.1
Arab Sea Info Sys	4.1	5.4%	3.1	12.8
CHUBB	19.7	4.6%	0.5	10.2

Top Laggards – Companies

	Last Close	%Δ	Vol (mn)	Val (SAR mn)
AlYamamah Steel	30.5	-5.5%	1.8	55.9
Amlak Int Finance	10.6	-4.1%	0.6	6.5
Saudi Cable	142.1	-4.0%	0.1	9.4
SRMG	122.5	-3.5%	0.1	17.5
Albabbain	64.3	-3.2%	0.4	25.2

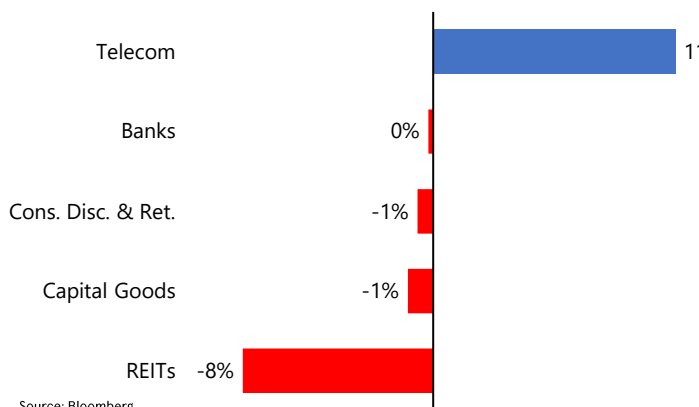
Value Leaders – Companies

	Last Close	%Δ	Vol (mn)	Val (SAR mn)
Al Rajhi Bank	96.9	0.9%	2.3	225.2
Aramco	23.7	0.8%	5.0	117.4
Alinma Bank	24.3	0.2%	4.0	96.7
STC	42.6	0.1%	2.2	93.2
Almasar Alshamil	26.9	5.6%	3.0	77.1

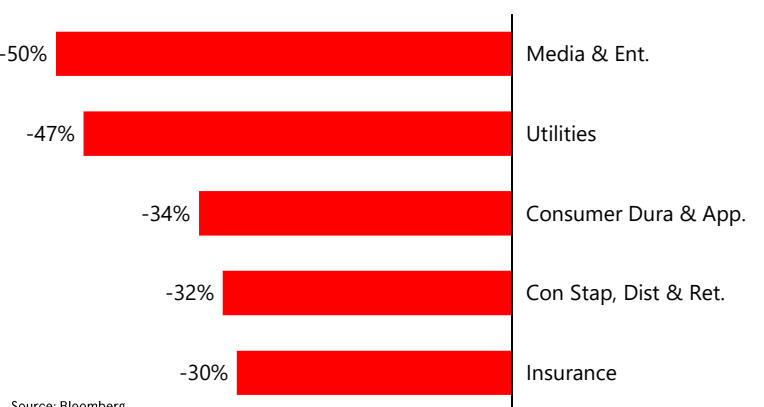
Volume Leaders – Companies

	Last Close	%Δ	Vol (mn)	Val (SAR mn)
Americana Res. Int PLC	1.7	1.8%	13.8	22.8
Saudi Industrial Export	2.2	-0.9%	9.6	21.4
Batic	2.0	1.6%	6.6	12.8
Saudi Darb	2.2	4.4%	5.4	11.7
Saudi Chemical	6.3	3.9%	5.0	31.1

Top Performers – Sectors YTD Performance



Top Laggards – Sectors YTD Performance



Source: Bloomberg

Source: Bloomberg

\*Sourced from Bloomberg, based on earnings estimation for 2026.

**International Markets**

	Last Close	%Δ	Forward P/E (x)*	YTD %Δ
MSCI (World)	4,461.2	-0.3%	20.2	20.3%
MSCI (EM)	1,401.7	0.3%	13.2	30.3%
US (S&P500)	6,905.7	-0.3%	22.3	17.4%
Nasdaq (CCMP Index)	23,474.4	-0.5%	28.3	21.6%
UK (FTSE 100)	9,866.5	-0.0%	13.3	20.7%
EURO (STOXX 600)	589.3	0.1%	15.1	16.1%
GER (DAX)	24,351.1	0.0%	15.6	22.3%
JAP (NIKKEI 225)	50,526.9	-0.4%	22.6	26.7%
CHN (SHCOMP)	3,965.3	0.0%	13.8	18.3%
Hong Kong (HSI)	25,635.2	-0.7%	11.3	27.8%

**Regional Markets**

	Last Close	%Δ	Forward P/E (x)*	YTD %Δ
Saudi (TASI)	10,489.7	0.7%	14.4	-12.9%
Dubai (DFM)	6,137.3	0.1%	12.7	19.0%
Abu Dhabi (ADX)	10,061.3	0.3%	15.6	6.8%
Kuwait (KSE)	9,567.3	-0.3%	14.0	22.1%
Qatar (QE)	10,798.1	0.3%	11.1	2.1%
Oman (MSM)	5,896.4	-0.7%	11.0	28.8%
Bahrain (BHBX)	2,065.1	-0.2%	14.8	4.0%
Egypt (EGX)	17,413.3	0.5%	22.8	55.2%
Lebanon (BSX)	1,916.6	-0.3%	N/A	-27.1%
Morocco (MASI)	18,386.5	-0.5%	18.3	24.5%

**Commodity Price**

	Last Close	%Δ	MTD %Δ	YTD %Δ
WTI (USD/bbl)	58.1	2.4%	-0.8%	-19.0%
Brent (USD/bbl)	61.9	2.1%	-2.0%	-17.0%
US Natural Gas (USD/mmbtu)	4.7	7.4%	-3.4%	29.0%
Gold (USD/oz)	4,332.4	-4.4%	2.2%	65.1%
Silver (USD/oz)	72.1	-9.0%	27.7%	149.6%
Naphtha (USD/ton)	505.1	0.2%	-4.6%	-17.4%
Ethylene (USD/ton)	730.0	0.0%	0.7%	-21.1%
Urea (USD/ton)	392.5	0.0%	-3.6%	8.3%
Sugar (USD/ton)	15.3	0.6%	0.3%	-20.8%
Wheat (USD/ton)	513.0	-1.2%	-3.4%	-7.0%
Cotton (USD/lb)	64.4	-0.2%	-0.6%	-7.7%
Aluminum (USD/ton)	2,952.0	-0.3%	2.9%	15.7%

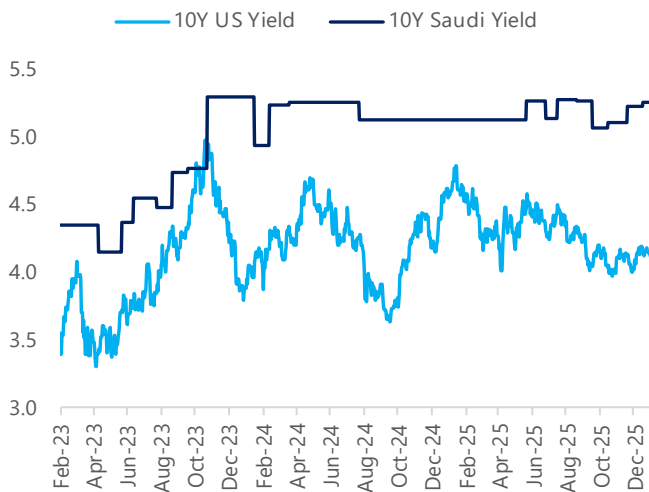
**Interest Rates**

	Last Close	DoD Δ	MTD Δ	YTD Δ
KSA SAIBOR 3M	4.84	6 bps	(10) bps	(70) bps
KSA SAIBOR 6M	5.13	(1) bps	(7) bps	(33) bps
SOFR 3M	4.02	(1) bps	(17) bps	(67) bps
SOFR 6M	4.21	(1) bps	(9) bps	(82) bps

**Currency (Per USD)**

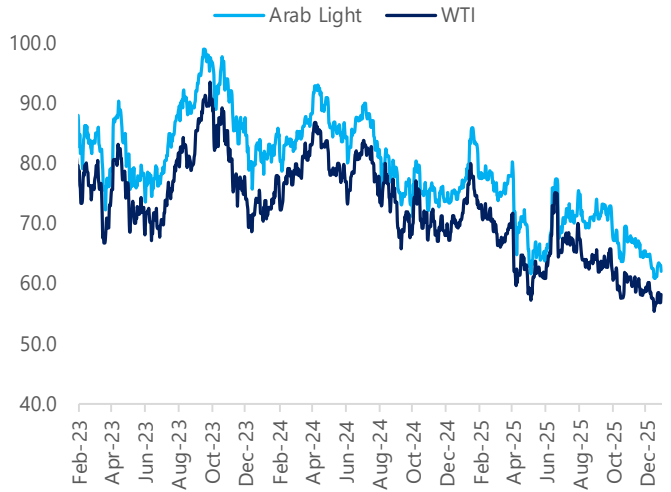
	Last Close	%Δ	MTD %Δ	YTD %Δ
SAR	3.75	-0.0%	-0.0%	-0.1%
GBP	0.74	-0.1%	-2.1%	-7.4%
EUR	0.85	-0.0%	-1.5%	-12.1%
JPY	156.06	-0.3%	-0.1%	-0.7%
CHF	0.79	-0.1%	-1.9%	-13.0%
CNY	7.01	0.0%	-1.0%	-4.0%

**Bond Yield Rates (%)**



Source: Bloomberg

**Global Oil Price (USD/bbl)**



Source: Bloomberg

\*Sourced from Bloomberg, based on earnings estimation for 2026.

For any feedback on our reports, please contact: [research@anbcapital.com.sa](mailto:research@anbcapital.com.sa)

**Disclaimer**

The document has been prepared by anb capital. The information contained in this document was obtained from several sources such as Bloomberg, Reuters, SAMA, IMF, IEA, OPEC, Tadawul, and other national and international agencies. anb capital have exerted their best efforts to acquire data and information from reliable sources. However, anb capital do not guarantee the accuracy of the data or information contained in this report. Therefore, anb capital make no representation, whether expressed or implied, concerning the accuracy and completeness of any information contained in this report. This report is not intended to provide personal investment advice, nor does it give any recommendations to buy or to sell any securities or any type of investment product. anb capital shall not be liable for any direct or indirect consequences resulting from the use of the information in this document. anb capital is a Saudi Closed Joint Stock Company with paid up capital of SAR 1,000 mn and is licensed by the Capital Market Authority of Saudi Arabia under license number 07072-37 and Unified Number 7001548267, with its head office at 3581 Al Mouyyad AL Jadid, Al Murabba, PO Box 220009, Riyadh 11311, Saudi Arabia, telephone number 800 124 0055.