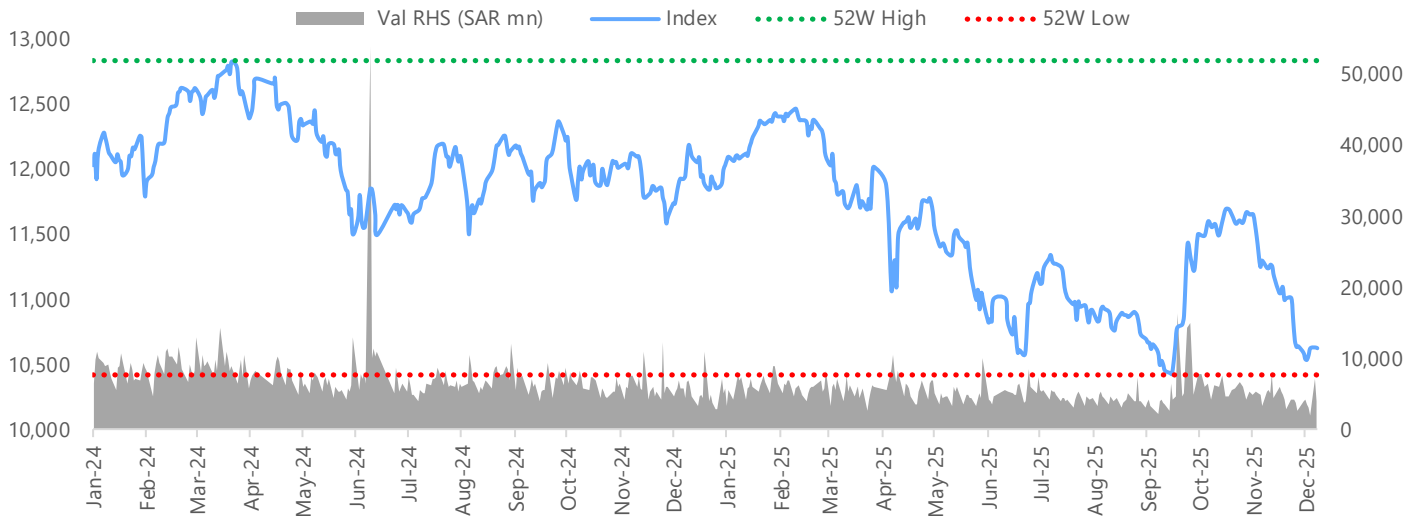


# Daily Market Watch

Tuesday, December 9, 2025

Main Market TASI						Nomu Market											
Last Close			Value Traded (SAR bn)			Index Performance			Last Close			Value Traded (SAR mn)			Index Performance		
▼ 10,625.50			▲ 3.4			▼ -11.7% YTD			▼ 23,911.47			▲ 19.3			▼ -24.0% YTD		
DoD	MTD	YTD	DoD	3M	6M	1Y	3Y	5Y	DoD	MTD	YTD	DoD	3M	6M	1Y	3Y	5Y
-0.1%	0.3%	-11.7%	47.3%	12.3%	-12.4%	-11.1%	3.7%	23.4%	-0.6%	0.0%	-24.0%	55.0%	5.0%	-28.0%	-23.4%	27.4%	17.0%

## TASI Performance



## Markets Performance/News

- Wall Street's main indices closed lower on Monday as traders looked past a widely expected interest rate cut later this week and assessed the latest corporate news. The Dow Jones declined 0.5%, while the S&P 500 and Nasdaq fell 0.3% and 0.1%, respectively. Asian shares were mixed on Tuesday morning, tracking Monday's declines on Wall Street as traders grew anxious about the pace of easing by the Federal Reserve beyond this week's near-certain rate cut, with the Nikkei 225 gaining 0.2%, while the Hang Seng and CSI 300 declined 0.8% and 0.1%, respectively. (Bloomberg)
- TASI slipped 0.1% (5.8 points) to close at 10,625.50. Trading value rose 47.3% compared to the previous session. The Consumer Staples Distribution & Retail sector was the top loser, declining 2.1%. Among the top laggards, Abdullah Saad Mohammed Abo Moati for Bookstores Co. (ABOMOATI AB) fell 6.5%, followed by Jahez International Company for Information System Technology (JAHEZ AB), which declined 4.4%, while Marketing Home Group for Trading Co. (BUILDSTA AB) and Fawaz Abdulaziz Alhokair Co. (CENOMI AB) slipped 3.4%, each. (Tadawul)

## Major Economic/Sector News

- Saudi Arabia's real GDP grew by 4.8% in the 3Q25 compared to the year-ago period. According to the results, all economic activities recorded YoY growth, with oil activities increasing by 8.3%, non-oil activities by 4.3%, and government activities by 1.4%. (Argaam)
- Saudi Arabia's non-oil trade surplus with the GCC countries reached nearly SAR 5.4 bn in September 2025, an increase of 108% YoY. Total Saudi non-oil merchandise exports and re-exports to GCC countries rose to nearly SAR 12 bn in September, up 46% YoY. (Argaam)
- Non-institutional foreign investors increased their ownership in Tadawul-listed equities, excluding Saudi Aramco, from 10.80% to 10.81%, or SAR 332.8 bn, in the week ended Dec. 4. (Argaam)

## Major Corporate News

- EFG Hermes Saudi Arabia announced that EFSIM Facilities Management Co. decided - after consultation with its financial advisor - not to proceed with the initial public offering (IPO) of its shares on Tadawul. The company will explore various expansion options and will reconsider the IPO in the future. (Argaam)
- Diriyah Co. signed a lease agreement with Apple (AAPL US) to open its flagship store in the heart of Diriyah Square, marking a major milestone in the development of the premier retail district. (Argaam)

- Cherry Trading Co. (CHERRY AB) won a contract with Khafji Joint Operations Co. (KJO) valued at SAR 81.5 mn, excluding value-added tax. The agreement covers the long-term lease of 350 vehicles for a period of 48 months for KJO. (Argaam)
- Digital Research Company (DRC AB) signed a 13-months contract with Applus Arabia Co. to provide research services, the company said in a statement. The contractual value exceeds 5% of the company's total revenue for 2024, including VAT. The contract is expected to have a positive financial impact on its 2026 results. (Argaam)
- The Saudi Ports Authority (MAWANI) signed a contract with Arabian Agricultural Services Co. (ARASCO) to establish a logistics center for storage and distribution at King Abdulaziz Port in Dammam. The project carries an investment value of SAR 200 mn and spans 40,000 sqm, contributing to enhancing the Kingdom's food security and increasing port capacity. (Argaam)
- ExxonMobil (XOM US), Aramco (ARAMCO AB) and Samref signed a Venture Framework Agreement (VFA) to evaluate a significant upgrade of the Samref refinery, in Yanbu, and an expansion of the facility into an integrated petrochemical complex. Samref currently has the capacity to process more than 400,000 barrels of crude oil per day, producing a diverse range of energy products. (Argaam)

### Event Calendar

Date	Company	Event
09-Dec-25	YANBU CEMENT CO.	Eligibility for Cash Dividend (SAR 0.75/share)
09-Dec-25	CONSOLIDATED GRÜNENFELDER (CGS)	Listing Date
09-Dec-25	ALAMAR	Cash Dividend Distribution (SAR 0.60/share)
09-Dec-25	ALRAMZ	Close of Offering
09-Dec-25	AMERICANA	Board Meeting
09-Dec-25	VIEW UNITED REAL ESTATE CO.	Eligibility for Bonus Shares (1:1)
09-Dec-25	VIEW UNITED REAL ESTATE CO.	Extraordinary General Meeting (Capital Hike to SAR 66 mn)
09-Dec-25	SAHAT ALMAJD	Cash Dividend Distribution (SAR 0.15/share)
09-Dec-25	PERFECT WEIGHT TRADING	Close of Offering

Source: Argaam, Bloomberg

### Economic Calendar

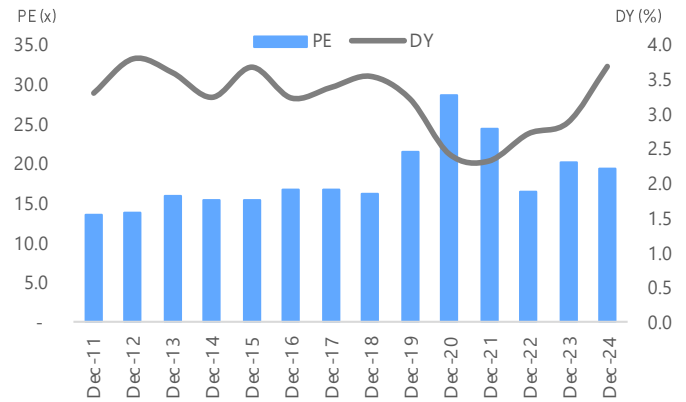
Date	Event	Prior	Estimation
09-Dec-25	US ADP Employment Change Weekly	-13.5K	-
09-Dec-25	US JOLTS Job Openings	7.2M	7.2M
09-Dec-25	US Leading Index (MoM)	-0.5%	-
09-Dec-25	US EIA Short-Term Energy Outlook	-	-
09-Dec-25	US 10-Year Note Auction	4.1%	-
09-Dec-25	US API Weekly Crude Oil Stock	-	-

Source: Argaam, Bloomberg, Investing.com

TASI Intraday Performance



Historical Tadawul PE and DY



Top Performers – Sectors

	Last Close	%Δ	Forward P/E (x) *	YTD %Δ
Household & Personal	4,792.8	1.5%	N/A	-4.9%
Insurance	7,901.3	1.3%	19.9	-25.6%
Software & Svc.	60,779.8	1.1%	22.8	-25.5%
Capital Goods	15,042.6	1.1%	16.7	-0.8%
Banks	12,150.8	0.4%	11.4	-0.9%

Top Laggards – Sectors

	Last Close	%Δ	Forward P/E (x) *	YTD %Δ
Con Stap, Dist & Ret.	6,043.3	-2.1%	16.3	-27.8%
Media & Ent.	17,749.3	-2.0%	22.8	-44.4%
RE Mgmt & Dev	2,970.7	-1.7%	28.8	-19.2%
Consumer Services	3,674.2	-1.7%	28.7	-24.2%
Healthcare	9,993.4	-0.9%	27.3	-15.0%

Top Performers – Companies

	Last Close	%Δ	Vol (mn)	Val (SAR mn)
Bupa Arabia	150.8	5.7%	0.2	25.1
East Pipes Integrated	138.8	3.6%	0.5	69.5
ARTEX	11.6	3.6%	0.7	8.9
Naqi Water Co	58.0	3.5%	0.3	16.8
Saudi Industrial Export	1.9	3.2%	3.7	7.2

Top Laggards – Companies

	Last Close	%Δ	Vol (mn)	Val (SAR mn)
Abo Moati	44.2	-6.5%	0.9	39.8
Jahez	16.1	-4.4%	2.8	45.5
BUILD STATION	57.9	-3.4%	0.1	5.2
Cenomi Retail	19.4	-3.4%	0.9	17.8
Al Masar Al Shamil	22.2	-3.3%	2.9	64.7

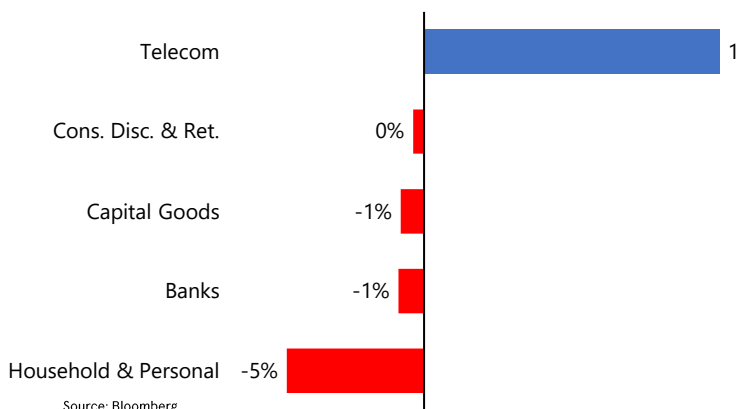
Value Leaders – Companies

	Last Close	%Δ	Vol (mn)	Val (SAR mn)
Al Rajhi Bank	96.3	0.4%	3.1	300.8
Aramco	24.3	-0.4%	10.1	247.4
STC	42.0	-0.2%	5.3	221.1
Saudi National Bank	37.5	0.5%	3.7	137.5
Saudi Arabian Mining	59.7	1.2%	1.8	107.2

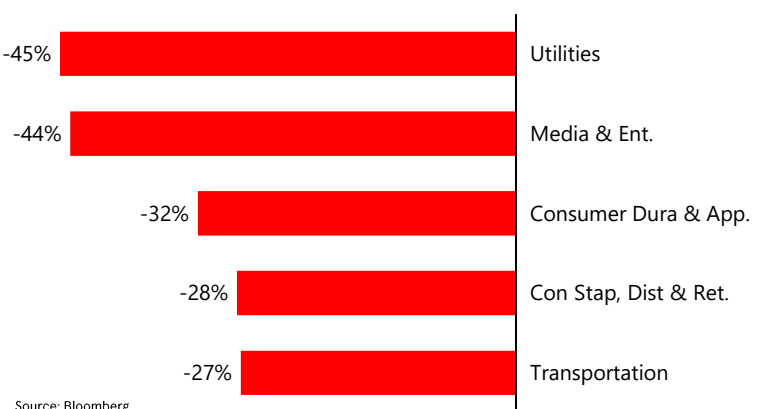
Volume Leaders – Companies

	Last Close	%Δ	Vol (mn)	Val (SAR mn)
Americana Res. Int PLC	1.8	-1.1%	30.6	54.5
Aramco	24.3	-0.4%	10.1	247.4
Maharah	5.7	1.1%	6.6	37.8
STC	42.0	-0.2%	5.3	221.1
Saudi Chemical	7.0	-1.8%	4.1	28.6

Top Performers – Sectors YTD Performance



Top Laggards – Sectors YTD Performance



Source: Bloomberg

Source: Bloomberg

\*Sourced from Bloomberg, based on earnings estimation for current year.

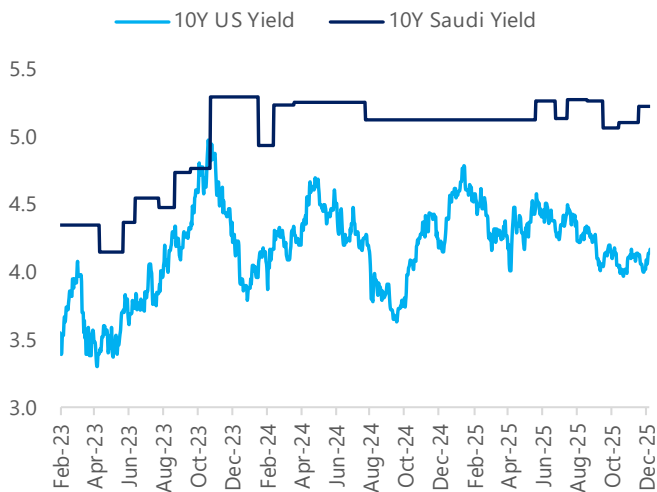
International Markets

	Last Close	%Δ	Forward P/E (x)*	YTD %Δ
MSCI (World)	4,405.0	-0.3%	22.9	18.8%
MSCI (EM)	1,386.6	0.1%	15.7	28.9%
US (S&P500)	6,846.5	-0.3%	25.7	16.4%
Nasdaq (CCMP Index)	23,545.9	-0.1%	36.1	21.9%
UK (FTSE 100)	9,645.1	-0.2%	14.3	18.0%
EURO (STOXX 600)	578.4	-0.1%	16.3	13.9%
GER (DAX)	24,046.0	0.1%	17.7	20.8%
JAP (NIKKEI 225)	50,581.9	0.2%	21.1	26.8%
CHN (SHCOMP)	3,924.1	0.5%	15.2	17.1%
Hong Kong (HSI)	25,765.4	-1.2%	12.6	28.4%

Commodity Price

	Last Close	%Δ	MTD %Δ	YTD %Δ
WTI (USD/bbl)	58.9	-2.0%	0.6%	-17.9%
Brent (USD/bbl)	62.5	-2.0%	-1.1%	-16.3%
US Natural Gas (USD/mmbtu)	4.9	-7.1%	1.3%	35.2%
Gold (USD/oz)	4,190.7	-0.2%	-1.2%	59.7%
Silver (USD/oz)	58.2	-0.3%	2.9%	101.2%
Naphtha (USD/ton)	516.9	-0.9%	-2.4%	-15.5%
Ethylene (USD/ton)	730.0	0.7%	0.7%	-21.1%
Urea (USD/ton)	402.5	0.0%	-1.1%	11.0%
Sugar (USD/ton)	14.8	0.1%	-2.6%	-23.1%
Wheat (USD/ton)	536.0	-0.3%	0.9%	-2.8%
Cotton (USD/lb)	63.7	-0.4%	-1.6%	-8.6%
Aluminum (USD/ton)	2,888.0	-0.3%	0.7%	13.2%

Bond Yield Rates (%)



Source: Bloomberg

\*Sourced from Bloomberg, based on earnings estimation for current year.

Regional Markets

	Last Close	%Δ	Forward P/E (x)*	YTD %Δ
Saudi (TASI)	10,625.5	-0.1%	15.8	-11.7%
Dubai (DFM)	5,998.3	0.2%	11.3	16.3%
Abu Dhabi (ADX)	9,937.1	-0.1%	12.1	5.5%
Kuwait (KSE)	9,583.4	0.9%	18.8	22.3%
Qatar (QE)	10,736.5	0.3%	12.0	1.6%
Oman (MSM)	5,893.0	-0.4%	10.9	28.8%
Bahrain (BHBX)	2,044.9	-0.3%	13.7	3.0%
Egypt (EGX)	16,903.8	-0.1%	20.2	50.7%
Lebanon (BSX)	1,891.3	1.0%	N/A	-28.0%
Morocco (MASI)	18,473.5	0.0%	20.2	25.0%

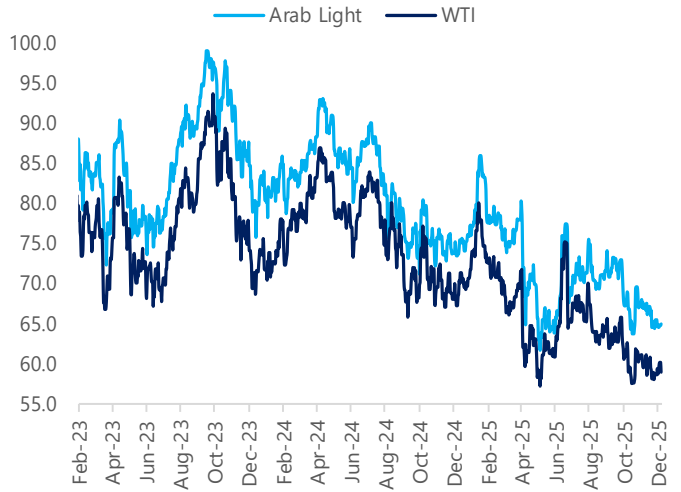
Interest Rates

	Last Close	DoD Δ	MTD Δ	YTD Δ
KSA SAIBOR 3M	4.85	5 bps	(9) bps	(69) bps
KSA SAIBOR 6M	5.16	(3) bps	(4) bps	(30) bps
SOFR 3M	4.15	(2) bps	(4) bps	(54) bps
SOFR 6M	4.28	(1) bps	(2) bps	(75) bps

Currency (Per USD)

	Last Close	%Δ	MTD %Δ	YTD %Δ
SAR	3.75	-0.0%	0.0%	-0.1%
GBP	0.75	0.0%	-0.7%	-6.1%
EUR	0.86	0.0%	-0.3%	-11.0%
JPY	155.92	0.4%	-0.2%	-0.8%
CHF	0.81	0.2%	0.3%	-11.1%
CNY	7.07	0.0%	-0.0%	-3.1%

Global Oil Price (USD/bbl)



Source: Bloomberg

For any feedback on our reports, please contact: [research@anbcapital.com.sa](mailto:research@anbcapital.com.sa)

Disclaimer

The document has been prepared by anb capital. The information contained in this document was obtained from several sources such as Bloomberg, Reuters, SAMA, IMF, IEA, OPEC, Tadawul, and other national and international agencies. anb capital have exerted their best efforts to acquire data and information from reliable sources. However, anb capital do not guarantee the accuracy of the data or information contained in this report. Therefore, anb capital make no representation, whether expressed or implied, concerning the accuracy and completeness of any information contained in this report. This report is not intended to provide personal investment advice, nor does it give any recommendations to buy or to sell any securities or any type of investment product. anb capital shall not be liable for any direct or indirect consequences resulting from the use of the information in this document. anb capital is a Saudi Closed Joint Stock Company with paid up capital of SAR 1,000 mn and is licensed by the Capital Market Authority of Saudi Arabia under license number 07072-37 and Unified Number 7001548267, with its head office at 3581 Al Mouyyad AL Jadid, Al Murabba, PO Box 220009, Riyadh 11311, Saudi Arabia, telephone number 800 124 0055.